


# CMG

CMG



NEMA DIMENSIONS

## Цилиндрические мотор-редукторы Руководство по эксплуатации



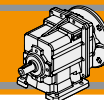
Архангельск (8182)63-90-72  
Астана (7172)727-132  
Белгород (4722)40-23-64  
Брянск (4832)59-03-52  
Владивосток (423)249-28-31  
Волгоград (844)278-03-48  
Вологда (8172)26-41-59  
Воронеж (473)204-51-73  
Екатеринбург (343)384-55-89  
Иваново (4932)77-34-06  
Ижевск (3412)26-03-58  
Казань (843)206-01-48

Калининград (4012)72-03-81  
Калуга (4842)92-23-67  
Кемерово (3842)65-04-62  
Киров (8332)68-02-04  
Краснодар (861)203-40-90  
Красноярск (391)204-63-61  
Курск (4712)77-13-04  
Липецк (4742)52-20-81  
Магнитогорск (3519)55-03-13  
Москва (495)268-04-70  
Мурманск (8152)59-64-93  
Набережные Челны (8552)20-53-41

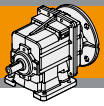
Нижний Новгород (831)429-08-12  
Новокузнецк (3843)20-46-81  
Новосибирск (383)227-86-73  
Орел (4862)44-53-42  
Оренбург (3532)37-68-04  
Пенза (8412)22-31-16  
Пермь (342)205-81-47  
Ростов-на-Дону (863)308-18-15  
Рязань (4912)46-61-64  
Самара (846)206-03-16  
Санкт-Петербург (812)309-46-40  
Саратов (845)249-38-78

Смоленск (4812)29-41-54  
Сочи (862)225-72-31  
Ставрополь (8652)20-65-13  
Тверь (4822)63-31-35  
Томск (3822)98-41-53  
Тула (4872)74-02-29  
Тюмень (3452)66-21-18  
Ульяновск (8422)24-23-59  
Уфа (347)229-48-12  
Челябинск (351)202-03-61  
Череповец (8202)49-02-64  
Ярославль (4852)69-52-93

Единый адрес для всех регионов: [ton@nt-rt.ru](mailto:ton@nt-rt.ru) || [www.transtecno.nt-rt.ru](http://www.transtecno.nt-rt.ru)



<b>Índice</b>	<b>Index</b>	Pág. Page
Características técnicas	<i>Technical features</i>	<b>B2</b>
Clasificación	<i>Classification</i>	<b>B2</b>
Sentidos de rotación	<i>Direction of rotation</i>	<b>B3</b>
Nomenclatura	<i>Legend</i>	<b>B3</b>
Lubricación	<i>Lubrication</i>	<b>B4</b>
Cargas radiales	<i>Radial loads</i>	<b>B4</b>
Datos técnicos	<i>Technical data</i>	<b>B5</b>
Dimensiones	<i>Dimensions</i>	<b>B20</b>



**Características técnicas**

**Technical features**

Los reductores de la serie CMG son caracterizados por un elevado grado de modularidad: partiendo de un cuerpo base, es posible configurarlo de acuerdo a las exigencias, con brida o base.

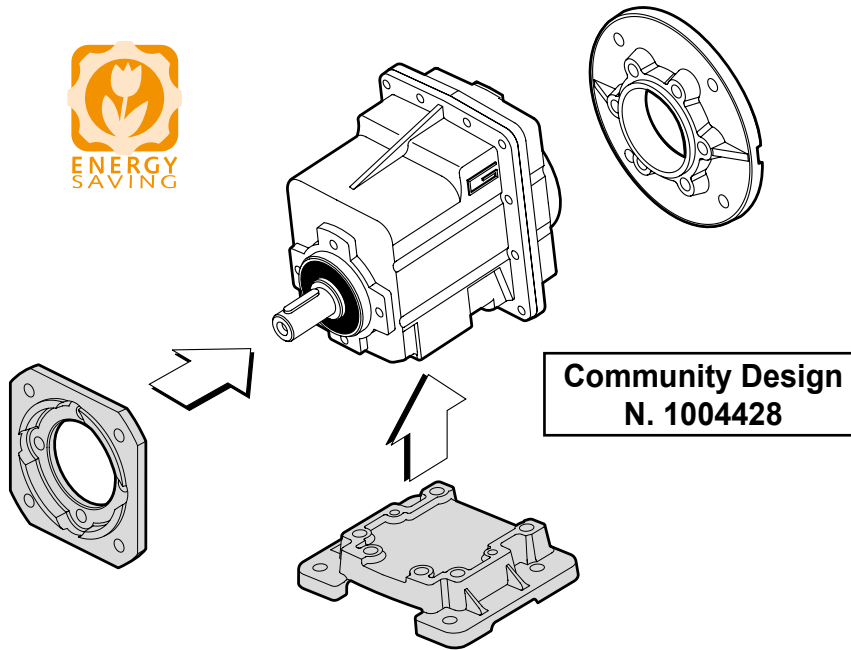
The high degree of modularity is a design feature of CMG helical gearboxes range. It is possible to set up the version required using flanges or feet.

Características comunes para toda la serie:

The main features of CMG range are:

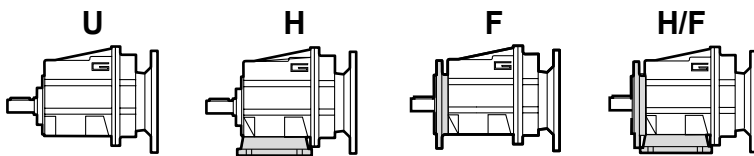
- Cuerpo y bridas de entrada en inyección de aluminio
- Bridas de salida y base en fierro vaciado;
- Engranajes siempre rectificadas;
- Lubricación permanente con aceite sintético.


- Die-cast aluminum housings and input flanges.
- Cast iron feet and output flanges;
- Ground-hardened helical gears;
- Permanent synthetic oil long-life lubrication.

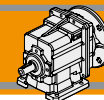


**Clasificación**

**Classification**

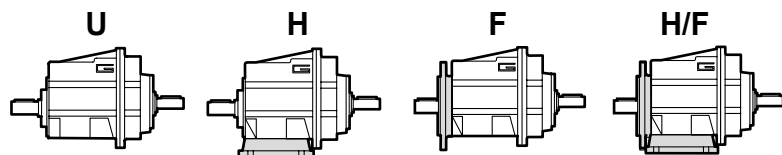


REDUCTOR / GEARBOX						
CMG	1	2	H65	9.81	56C	
Tipo Type	Tamaño Size	Etapas Stages	Versión Version	Relación de reducción Ratio		
CMG	00 01 02 03 04	2 3	U H F... H/F...	ver tablas see tables	56C 140TC 180TC 210TC	



**Clasificación**

**Classification**




**CMG**

REDUCTOR / GEARBOX				
CMGIS	01	2	U	9.81
Tipo Type	Tamaño Size	Etapas Stages	Versión Version	Relación de reducción Ratio
CMGIS	00 01 02 03 04	2 3	U H F... H/F...	ver tablas see tables

MOTOR / MOTOR					
1 hp / 0.75kW	4p	3ph	220/440V	60Hz	T1
Potencia Power	Polos Poles	Fases Phases	Tensión Voltage	Frecuencia Frequency	Posición caja de bornes Terminal box pos.
ver tablas see tables	2p 4p 6p 8p	1ph 3ph	230V 230/400V - 220/440V	50Hz 60Hz	

**Sentidos de rotación**

**Direction of rotation**

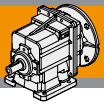


**Nomenclatura**

**Legend**

$n_1$ [rpm]	Velocidad de entrada / <i>Input speed</i>
$n_2$ [rpm]	Velocidad de salida / <i>Output speed</i>
$i$	Relación de reducción / <i>Ratio</i>
$P_1$ [kW]	Potencia en la entrada / <i>Input power</i>
$M_2$ [Nm]	Par en la salida en función de $P_1$ / <i>Output torque referred to <math>P_1</math></i>
$P_{n1}$ [kW]	Potencia nominal en la entrada / <i>Nominal input power</i>
$M_{n2}$ [Nm]	Par nominal en la salida en función de $P_{n1}$ / <i>Nominal output torque referred to <math>P_{n1}</math></i>
$sf$	Rendimiento dinámico / <i>Service factor</i>
$R_2$ [N]	Carga radial admisible en la salida / <i>Maximum output radial load</i>
$A_2$ [N]	Carga axial admisible en la salida / <i>Maximum output axial load</i>





**Lubricación**

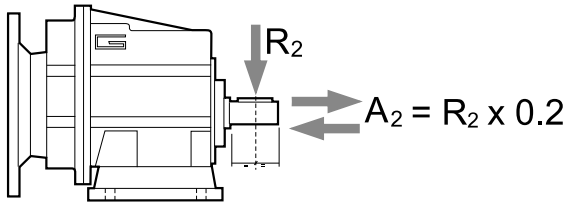
**Lubrication**

Todos los reductores de los tamaños 00, 01, 02, 03 y 04 son previamente lubricados con aceite sintético con grado de viscosidad 320, por lo tanto, pueden ser instalados en cualquier posición de montaje y no requieren mantenimiento.

*Permanent synthetic oil long-life lubrication (viscosity grade 320) makes it possible to use sizes 00, 01, 02, 03 and 04 in all mounting positions; for this reason they can be installed in any assembly position and do not require maintenance.*

**Cargas radiales**

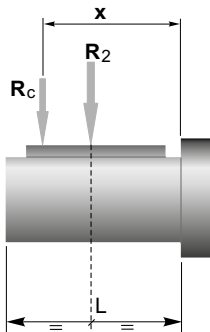
**Radial loads**



n <sub>2</sub> [rpm]	R <sub>2</sub> [lb]				
	CMG 00	CMG 01	CMG 02	CMG 03	CMG 04
700	93	172	344	447	535
600	98	181	362	470	563
500	104	192	384	500	598
400	113	207	414	538	644
250	132	242	484	630	754
180	147	297	574	747	876
150	168	316	610	793	954
120	181	367	779	855	1028
100	215	414	828	1013	1177
80	232	446	892	1133	1347
60	255	491	982	1248	1482
40	292	562	1124	1461	1798
10	292	562	1124	1461	1798

Cuando la carga radial no se aplica en el punto medio del eje, es necesario calcular la carga efectiva a través la siguiente fórmula:

*When the radial load is not applied on the centre line of the shaft it is necessary to calculate the effective load with the following formula:*

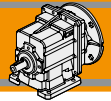


	CMG 00	CMG 01	CMG 02	CMG 03	CMG 04
<b>a</b>	2.874	0.394	4.606	5.197	5.905
<b>b</b>	2.087	3.307	3.622	4.016	4.528
<b>R<sub>2MAX</sub></b>	292	562	1124	1461	1798

$$R_c = \frac{R_2 \cdot a}{(b + x)} \leq R_{2MAX}$$

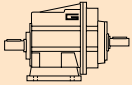
$$R \leq R_c$$

a, b = valores dados en la tabla  
a, b = values given in the table



Datos técnicos

Technical data

	i	Mn <sub>2</sub> [lb·in]	n <sub>1</sub> = 1750 rpm			n <sub>1</sub> = 1150 rpm		
			n <sub>2</sub> [rpm]	Pn <sub>1</sub> [hp]	NEMA Motores aplicables NEMA Motor adapters 56 C	n <sub>2</sub> [rpm]	Pn <sub>1</sub> [hp]	NEMA Motores aplicables NEMA Motor adapters 56 C
<b>CMG 002</b>								
	5.03	354	<b>348</b>	2.04		<b>229</b>	1.34	
	6.10	354	<b>287</b>	1.68		<b>189</b>	1.10	
	7.49	354	<b>234</b>	1.37		<b>154</b>	0.90	
	8.99	442	<b>195</b>	1.42		<b>128</b>	0.94	
	10.16	442	<b>172</b>	1.26		<b>113</b>	0.83	
	12.07	442	<b>145</b>	1.06		<b>95.3</b>	0.70	
	13.40	619	<b>131</b>	1.34		<b>85.9</b>	0.88	
	15.14	619	<b>116</b>	1.18		<b>76.0</b>	0.78	
	18.17	619	<b>96.3</b>	0.99		<b>63.3</b>	0.65	
	21.58	619	<b>81.1</b>	0.83		<b>53.3</b>	0.55	
	23.51	619	<b>74.4</b>	0.76		<b>48.9</b>	0.50	
	25.10	619	<b>69.7</b>	0.71		<b>45.8</b>	0.47	
	27.08	619	<b>64.6</b>	0.66		<b>42.5</b>	0.43	
	32.49	619	<b>53.9</b>	0.55		<b>35.4</b>	0.36	
	42.04	619	<b>41.6</b>	0.43		<b>27.4</b>	0.28	
	44.89	619	<b>39.0</b>	0.40		<b>25.6</b>	0.26	*
	48.86	619	<b>35.8</b>	0.37		<b>23.5</b>	0.24	*

CMG

NOTA

Las áreas resaltadas indican el tamaño de carcasa del motor correspondiente.

NOTE

Highlighted areas indicate the motor input flange available on each gearbox size.



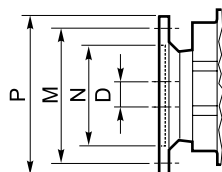
\* = Pn<sub>1</sub> es la potencia mecánica. La potencia aplicable resulta reducida por el factor térmico. Para más detalles consultar con nuestro servicio técnico



\* = The service factor (sf) has to be selected depending on application: please contact our Technical Department.

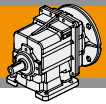
Antes de seleccionar cualquier reductor, favor de revisar los valores de desempeño en las páginas B10 a la B19.

Before selecting any gearbox, please read the performance values shown in the tables on page B10 to B19.



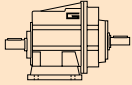
Dimensiones NEMA/ NEMA Dimensions	
	<b>56 C</b>
<b>N</b>	4.5
<b>M</b>	5.88
<b>P</b>	6.5
<b>D</b>	0.625





Datos técnicos

Technical data

	i	Mn <sub>2</sub> [lb·in]	n <sub>1</sub> = 1750 rpm				n <sub>1</sub> = 1150 rpm			
			n <sub>2</sub> [rpm]	Pn <sub>1</sub> [hp]	NEMA Motores aplicables NEMA Motor adapters		n <sub>2</sub> [rpm]	Pn <sub>1</sub> [hp]	NEMA Motores aplicables NEMA Motor adapters	
					56 C	140 TC			56 C	140 TC

**CMG 012**

	3.82	531	<b>458</b>	4.02			<b>301</b>	2.64		
	4.63	531	<b>378</b>	3.32			<b>248</b>	2.18		
	5.69	531	<b>308</b>	2.70			<b>202</b>	1.77		
	7.72	708	<b>227</b>	2.65			<b>149</b>	1.74		
	9.17	708	<b>191</b>	2.23			<b>125</b>	1.47		
	9.81	708	<b>178</b>	2.09			<b>117</b>	1.37		
	11.50	885	<b>152</b>	2.23			<b>100</b>	1.46		
	11.90	885	<b>147</b>	2.15			<b>96.6</b>	1.41		
	13.80	1062	<b>127</b>	2.23			<b>83.3</b>	1.46		
	14.62	1062	<b>120</b>	2.10			<b>78.6</b>	1.38		
	17.86	1062	<b>98.0</b>	1.72			<b>64.4</b>	1.13		
	19.07	1062	<b>91.8</b>	1.61			<b>60.3</b>	1.06		
	19.83	1062	<b>88.2</b>	1.55			<b>58.0</b>	1.02		
	23.56	1062	<b>74.3</b>	1.30			<b>48.8</b>	0.86		*
	29.56	1062	<b>59.2</b>	1.04			<b>38.9</b>	0.68		*
	35.47	1062	<b>49.3</b>	0.87		*	<b>32.4</b>	0.57		*
	45.89	1062	<b>38.1</b>	0.67		*	<b>25.1</b>	0.44		*
	49.00	1062	<b>35.7</b>	0.63		*	<b>23.5</b>	0.41	*	*
	53.33	1062	<b>32.8</b>	0.58		*	<b>21.6</b>	0.38	*	*

**CMG 013**

	63.22	1062	<b>27.7</b>	0.50		*	<b>18.2</b>	0.33		*
	75.08	1062	<b>23.3</b>	0.42		*	<b>15.3</b>	0.27	*	*
	89.17	1062	<b>19.6</b>	0.35		*	<b>12.9</b>	0.23	*	*
	113.05	1062	<b>15.5</b>	0.28		*	<b>10.2</b>	0.18	*	*
	134.27	1062	<b>13.0</b>	0.23		*	<b>8.6</b>	0.15	*	*
	173.72	1062	<b>10.1</b>	0.18		*	<b>6.6</b>	0.12	*	*
	202.16	1062	<b>8.7</b>	0.16		*	<b>5.7</b>	0.10	*	*
	261.57	1062	<b>6.7</b>	0.12		*	<b>4.4</b>	0.08	*	*
	304.00	1062	<b>5.8</b>	0.10		*	<b>3.8</b>	0.07	*	*
	393.33	1062	<b>4.4</b>	0.08		*	<b>2.9</b>	0.05	*	*

NOTA

Las áreas resaltadas indican el tamaño de carcasa del motor correspondiente.

NOTE

Highlighted areas indicate the motor input flange available on each gearbox size.



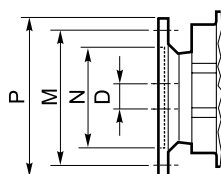
\* = Pn<sub>1</sub> es la potencia mecánica. La potencia aplicable resulta reducida por el factor térmico. Para más detalles consultar con nuestro servicio técnico



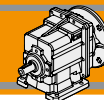
\* = The service factor (sf) has to be selected depending on application: please contact our Technical Department.

Antes de seleccionar cualquier reductor, favor de revisar los valores de desempeño en las páginas B10 a la B19.

Before selecting any gearbox, please read the performance values shown in the tables on page B10 to B19.

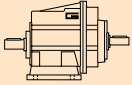


Dimensiones NEMA/ NEMA Dimensions		
	56 C	140 TC
N	4.5	
M	5.88	
P	6.5	
D	0.625	0.875



Datos técnicos

Technical data

	i	Mn <sub>2</sub> [lb·in]	n <sub>1</sub> = 1750 rpm				n <sub>1</sub> = 1150 rpm			
			n <sub>2</sub> [rpm]	Pn <sub>1</sub> [hp]	NEMA Motores aplicables NEMA Motor adapters		n <sub>2</sub> [rpm]	Pn <sub>1</sub> [hp]	NEMA Motores aplicables NEMA Motor adapters	
					56 C	140 TC			56 C	140 TC

CMG 022

3.66	885	<b>479</b>	7.00			<b>315</b>	4.60		
4.43	885	<b>395</b>	5.77			<b>259</b>	3.79		
5.45	885	<b>321</b>	4.70			<b>211</b>	3.09		
7.39	1062	<b>237</b>	4.16			<b>156</b>	2.73		
8.78	1062	<b>199</b>	3.50			<b>131</b>	2.30		
9.93	1062	<b>176</b>	3.09			<b>116</b>	2.03		
11.01	1770	<b>159</b>	4.65			<b>104</b>	3.06		
12.05	1770	<b>145</b>	4.25			<b>95.4</b>	2.79		
13.21	1770	<b>132</b>	3.87			<b>87.0</b>	2.55		
14.81	1770	<b>118</b>	3.46			<b>77.7</b>	2.27		
17.10	1416	<b>102</b>	2.40			<b>67.3</b>	1.57		
18.26	1416	<b>95.9</b>	2.24			<b>63.0</b>	1.47		
20.08	1770	<b>87.1</b>	2.55			<b>57.3</b>	1.68		
23.85	1770	<b>73.4</b>	2.15			<b>48.2</b>	1.41		
29.93	1770	<b>58.5</b>	1.71			<b>38.4</b>	1.12		
35.91	1770	<b>48.7</b>	1.43			<b>32.0</b>	0.94		
46.46	1770	<b>37.7</b>	1.10			<b>24.8</b>	0.72		*
49.61	1770	<b>35.3</b>	1.03			<b>23.2</b>	0.68		*
54.00	1770	<b>32.4</b>	0.95			<b>21.3</b>	0.62		*

CMG 023

64.01	1770	<b>27.3</b>	0.82		*	<b>18.0</b>	0.54		*
76.02	1770	<b>23.0</b>	0.69		*	<b>15.1</b>	0.45		*
90.29	1770	<b>19.4</b>	0.58		*	<b>12.7</b>	0.38		*
114.46	1770	<b>15.3</b>	0.46		*	<b>10.0</b>	0.30		*
135.95	1770	<b>12.9</b>	0.38		*	<b>8.5</b>	0.25	*	*
175.89	1770	<b>9.9</b>	0.30		*	<b>6.5</b>	0.20	*	*
204.69	1770	<b>8.5</b>	0.26		*	<b>5.6</b>	0.17	*	*
264.84	1770	<b>6.6</b>	0.20		*	<b>4.3</b>	0.13	*	*
307.80	1770	<b>5.7</b>	0.17		*	<b>3.7</b>	0.11	*	*
398.25	1770	<b>4.4</b>	0.13		*	<b>2.9</b>	0.09	*	*

NOTA

Las áreas resaltadas indican el tamaño de carcasa del motor correspondiente.

NOTE

Highlighted áreas indicate the motor input flange available on each gearbox size.



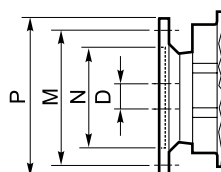
\* = Pn<sub>1</sub> es la potencia mecánica. La potencia aplicable resulta reducida por el factor térmico. Para más detalles consultar con nuestro servicio técnico



\* = The service factor (sf) has to be selected depending on application: please contact our Technical Department.

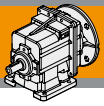
Antes de seleccionar cualquier reductor, favor de revisar los valores de desempeño en las páginas B10 a la B19.

Before selecting any gearbox, please read the performance values shown in the tables on page B10 to B19.



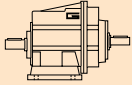
Dimensiones NEMA/ NEMA Dimensions		
	56 C	140 TC
N		4.5
M		5.88
P		6.5
D	0.625	0.875





**Datos técnicos**

**Technical data**

	i	Mn <sub>2</sub> [lb·in]	n <sub>1</sub> = 1750 rpm					n <sub>1</sub> = 1150 rpm				
			n <sub>2</sub> [rpm]	Pn <sub>1</sub> [hp]	NEMA Motores aplicables NEMA Motor adapters			n <sub>2</sub> [rpm]	Pn <sub>1</sub> [hp]	NEMA Motores aplicables NEMA Motor adapters		
					56 C	140 TC	180 TC			56 C	140 TC	180 TC

**CMG 032**

3.74	1327	468	10.26				307	6.74			
4.50	1327	389	8.52				255	5.60			
5.48	1327	319	7.00				210	4.60			
6.31	1593	277	7.30				182	4.80			
7.93	1593	221	5.81				145	3.82			
9.08	1593	193	5.08				127	3.34			
10.93	1593	160	4.22				105	2.77			
12.60	2212	139	5.08				91.2	3.34			
13.30	2212	132	4.81				86.5	3.16			
15.30	2478	114	4.68				75.2	3.08			
18.21	2478	96.1	3.94				63.1	2.59			
19.24	2478	91.0	3.73				59.8	2.45			
21.15	2478	82.7	3.39				54.4	2.23			
24.99	2655	70.0	3.07				46.0	2.02			
30.57	2655	57.2	2.51			*	37.6	1.65			
34.20	2655	51.2	2.25			*	33.6	1.48			
38.63	2655	45.3	1.99			*	29.8	1.31			
44.18	2655	39.6	1.74			*	26.0	1.14			*
51.30	2655	34.1	1.50			*	22.4	0.98			*
60.80	2655	28.8	1.26			*	18.9	0.83		*	*

**CMG 033**

72.83	2655	24.0	1.08				15.8	0.71		*	
97.45	2655	18.0	0.80			*	11.8	0.53		*	
115.74	2655	15.1	0.68			*	9.9	0.45		*	
140.81	2655	12.4	0.56			*	8.2	0.37		*	
174.26	2655	10.0	0.45			*	6.6	0.30		*	
225.47	2655	7.8	0.35			*	5.1	0.23	*	*	
262.05	2655	6.7	0.30			*	4.4	0.20	*	*	
325.79	2655	5.4	0.24			*	3.5	0.16	*	*	
378.64	2655	4.6	0.21			*	3.0	0.14	*	*	

**NOTA**

Las áreas resaltadas indican el tamaño de carcasa del motor correspondiente.

**NOTE**

Highlighted areas indicate the motor input flange available on each gearbox size.



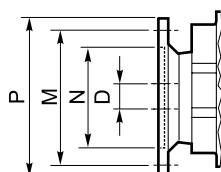
\* = Pn<sub>1</sub> es la potencia mecánica. La potencia aplicable resulta reducida por el factor térmico. Para más detalles consultar con nuestro servicio técnico



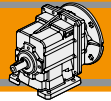
\* = The service factor (sf) has to be selected depending on application: please contact our Technical Department.

Antes de seleccionar cualquier reductor, favor de revisar los valores de desempeño en las páginas B10 a la B19.

Before selecting any gearbox, please read the performance values shown in the tables on page B10 to B19.

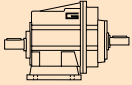


Dimensiones NEMA/ NEMA Dimensions			
	56 C	140 TC	180 TC
N	4.5		8.5
M	5.88		7.25
P	6.5		9
D	0.625	0.875	1.125



Datos técnicos

Technical data

	i	Mn <sub>2</sub> [lb·in]	n <sub>1</sub> = 1750 rpm					n <sub>1</sub> = 1150 rpm				
			n <sub>2</sub> [rpm]	Pn <sub>1</sub> [hp]	NEMA Motores aplicables NEMA Motor adapters			n <sub>2</sub> [rpm]	Pn <sub>1</sub> [hp]	NEMA Motores aplicables NEMA Motor adapters		
					56 C	140 TC	180 TC			56 C	140 TC	180 TC
<b>CMG 042</b>												
	3.74	2035	468	15.73				307	10.34			
	4.50	2035	389	13.07				255	8.59			
	5.48	2035	319	10.74				210	7.06			
	6.31	2301	277	10.55				182	6.93			
	7.93	2301	221	8.39				145	5.51			
	9.08	2478	193	7.90				127	5.19			
	10.93	2478	160	6.56				105	4.31			
	12.60	3097	139	7.11				91.2	4.67			
	13.30	3097	132	6.74				86.5	4.43			
	15.30	3717	114	7.03				75.2	4.62			
	18.21	3717	96.1	5.90				63.1	3.88			
	19.24	3717	91.0	5.59				59.8	3.67			
	24.99	4425	70.0	5.12				46.0	3.37			
	30.57	4425	57.2	4.19				37.6	2.75			
	34.20	4425	51.2	3.74				33.6	2.46			
	38.63	4425	45.3	3.31				29.8	2.18			
	44.18	4425	39.6	2.90				26.0	1.90			
	51.30	4425	34.1	2.49			*	22.4	1.64			
	60.80	4248	28.8	2.02			*	18.9	1.33			

<b>CMG 043</b>											
	72.83	4425	24.0	1.79				15.8	1.18		
	97.45	4425	18.0	1.34				11.8	0.88	*	
	115.74	4425	15.1	1.13				9.9	0.74	*	
	140.81	4425	12.4	0.93				8.2	0.61	*	
	174.26	4425	10.0	0.75		*		6.6	0.49	*	
	225.47	4425	7.8	0.58		*		5.1	0.38	*	
	262.05	4425	6.7	0.50		*		4.4	0.33	*	
	325.79	4425	5.4	0.40		*		3.5	0.26	*	*
	378.64	4425	4.6	0.35		*		3.0	0.23	*	*

NOTA

Las áreas resaltadas indican el tamaño de carcasa del motor correspondiente.

NOTE

Highlighted areas indicate the motor input flange available on each gearbox size.



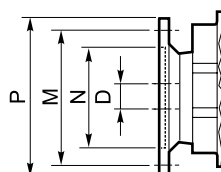
\* = Pn<sub>1</sub> es la potencia mecánica. La potencia aplicable resulta reducida por el factor térmico. Para más detalles consultar con nuestro servicio técnico



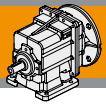
\* = The service factor (sf) has to be selected depending on application: please contact our Technical Department.

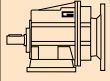

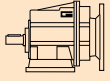

Antes de seleccionar cualquier reductor, favor de revisar los valores de desempeño en las páginas B10 a la B19.

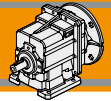
Before selecting any gearbox, please read the performance values shown in the tables on page B10 to B19.



Dimensiones NEMA/ NEMA Dimensions			
	56 C	140 TC	180 TC
N	4.5		8.5
M	5.88		7.25
P	6.5		9
D	0.625	0.875	1.125

**CMG****REDUCTORES COAXIALES DE ENGRANAJES HELICOIDALES**  
HELICAL GEARBOXES**Datos técnicos****Technical data**

$P_1$ [hp]	$n_2$ [rpm]	$M_2$ [lb·in]	sf	AGMA	i			$P_1$ [hp]	$n_2$ [rpm]	$M_2$ [lb·in]	sf	AGMA	i				
<b>0.16 hp</b>								<b>0.25 hp</b>									
0.12 kW (1750 rpm)	348	28	12.7	III	5.03	CMG002	56C	0.18 kW (1750 rpm)	348	43	8.1	III	5.03	CMG002	56C		
	287	34	10.5	III	6.10				56C	287	53	6.7	III			6.10	56C
	234	41	8.5	III	7.49				56C	234	65	5.5	III			7.49	56C
	195	50	8.9	III	8.99				56C	195	78	5.7	III			8.99	56C
	172	56	7.9	III	10.16				56C	172	88	5.0	III			10.16	56C
	145	67	6.6	III	12.07				56C	145	104	4.2	III			12.07	56C
	131	74	8.4	III	13.40				56C	131	116	5.4	III			13.40	56C
	116	84	7.4	III	15.14				56C	116	131	4.7	III			15.14	56C
	96.3	101	6.2	III	18.17				56C	96.3	157	3.9	III			18.17	56C
	81.1	119	5.2	III	21.58				56C	81.1	187	3.3	III			21.58	56C
	74.4	130	4.8	III	23.51	56C	74.4		203	3.0	III	23.51	56C				
	69.7	139	4.5	III	25.10	56C	69.7		217	2.9	III	25.10	56C				
	64.6	150	4.1	III	27.08	56C	64.6		234	2.6	III	27.08	56C				
	53.9	180	3.4	III	32.49	56C	53.9		281	2.2	III	32.49	56C				
	41.6	233	2.7	III	42.04	56C	41.6		363	1.7	II	42.04	56C				
	39.0	248	2.5	III	44.89	56C	39.0		388	1.6	II	44.89	56C				
	35.8	270	2.3	III	48.86	56C	35.8		422	1.5	II	48.86	56C				
	38.1	254	4.2	III	45.89	CMG012	56C		59.2	255	4.2	III	29.56	CMG012	56C		
	35.7	271	3.9	III	49.00		56C		49.3	307	3.5	III	35.47		56C		
	32.8	295	3.6	III	53.33		56C		38.1	397	2.7	III	45.89		56C		
	27.7	342	3.1	III	63.22	CMG013	56C		35.7	424	2.5	III	49.00	CMG013	56C		
	23.3	407	2.6	III	75.08		56C		32.8	461	2.3	III	53.33		56C		
	19.6	483	2.2	III	89.17		56C		27.7	535	2.0	II	63.22		56C		
	15.5	612	1.7	II	113.05	56C	23.3		635	1.7	II	75.08	56C				
	13.0	727	1.5	II	134.27	56C	19.6		755	1.4	II	89.17	56C				
	10.1	941	1.1	I	173.72	56C	15.5		957	1.1	I	113.05	56C				
	8.7	1095	1.0	I	202.16	56C	13.0		1136	0.9	I	134.27	56C				
	6.7	1417	0.7	I	261.57	56C	37.7		402	4.4	III	46.46	CMG022	56C			
	5.8	1647	0.6	I	304.00	56C	35.3		429	4.1	III	49.61		56C			
	4.4	2130	0.5	I	393.33	56C	32.4		467	3.8	III	54.00		56C			
	27.3	347	5.1	III	64.01	CMG023	56C		27.3	542	3.3	III	64.01	CMG023	56C		
	23.0	412	4.3	III	76.02		56C		23.0	643	2.8	III	76.02		56C		
	19.4	489	3.6	III	90.29		56C		19.4	764	2.3	III	90.29		56C		
	15.3	620	2.9	III	114.46	56C	15.3		969	1.8	II	114.46	56C				
	12.9	736	2.4	III	135.95	56C	12.9		1150	1.5	II	135.95	56C				
	9.9	953	1.9	II	175.89	56C	9.9		1489	1.2	I	175.89	56C				
	8.5	1109	1.6	II	204.69	56C	8.5		1732	1.0	I	204.69	56C				
	6.6	1434	1.2	I	264.84	56C	24.0		616	4.3	III	72.83	CMG033	56C			
	5.7	1667	1.1	I	307.80	56C	18.0		825	3.2	III	97.45		56C			
	4.4	2157	0.8	I	398.25	56C	15.1		979	2.7	III	115.74		56C			
12.4	763	3.5	III	140.81	CMG033	56C	12.4	1192	2.2	III	140.81	56C					
10.0	944	2.8	III	174.26		56C	10.0	1475	1.8	II	174.26	56C					
7.8	1221	2.2	III	225.47		56C	7.8	1908	1.4	I	225.47	56C					
6.7	1419	1.9	II	262.05	56C	6.7	2218	1.2	I	262.05	56C						
5.4	1765	1.5	II	325.79	56C	5.4	2757	1.0	I	325.79	56C						
4.6	2051	1.3	I	378.64	56C	4.6	3204	0.8	I	378.64	56C						
7.8	1221	3.6	III	225.47	CMG043	56C											
6.7	1419	3.1	III	262.05		56C											
5.4	1765	2.5	III	325.79		56C											
4.6	2051	2.2	III	378.64		56C											



Datos técnicos

Technical data

P <sub>1</sub> [hp]	n <sub>2</sub> [rpm]	M <sub>2</sub> [lb·in]	sf	AGMA	i		
<b>0.25 hp</b>							
0.18 kW (1750 rpm)	15.1	979	4.5	III	115.74	CMG043	56C
	12.4	1192	3.7	III	140.81		56C
	10.0	1475	3.0	III	174.26		56C
	7.8	1908	2.3	III	225.47		56C
	6.7	2218	2.0	II	262.05		56C
	5.4	2757	1.6	II	325.79		56C
	4.6	3204	1.4	I	378.64		56C

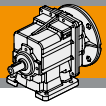
P <sub>1</sub> [hp]	n <sub>2</sub> [rpm]	M <sub>2</sub> [lb·in]	sf	AGMA	i			
<b>0.33 hp</b>								
0.22 kW (1750 rpm)	24.0	814	3.3	III	72.83	CMG033	56C	
	18.0	1089	2.4	III	97.45		56C	
	15.1	1293	2.1	III	115.74		56C	
	12.4	1573	1.7	II	140.81		56C	
	10.0	1947	1.4	I	174.26		56C	
	7.8	2519	1.1	I	225.47		56C	
	18.0	1089	4.1	III	97.45	CMG043	56C	
		15.1	1293	3.4	III		115.74	56C
		12.4	1573	2.8	III		140.81	56C
		10.0	1947	2.3	III		174.26	56C
		7.8	2519	1.8	II		225.47	56C
		6.7	2927	1.5	II		262.05	56C
		5.4	3639	1.2	I		325.79	56C
		4.6	4230	1.0	I		378.64	56C

<b>0.33 hp</b>									
0.22 kW (1750 rpm)	348	57	6.2	III	5.03	CMG002	56C		
	287	70	5.1	III	6.10		56C		
	234	85	4.1	III	7.49		56C		
	195	103	4.3	III	8.99		56C		
	172	116	3.8	III	10.16		56C		
	145	138	3.2	III	12.07		56C		
	131	153	4.1	III	13.40		56C		
	116	173	3.6	III	15.14		56C		
	96.3	207	3.0	III	18.17		56C		
	81.1	246	2.5	III	21.58		56C		
	74.4	268	2.3	III	23.51		56C		
	69.7	286	2.2	III	25.10		56C		
	64.6	309	2.0	III	27.08		56C		
	53.9	371	1.7	II	32.49		56C		
	41.6	480	1.3	I	42.04	56C			
	39.0	512	1.2	I	44.89	56C			
	35.8	557	1.1	I	48.86	56C			
	91.8	218	4.9	III	19.07	CMG012	56C		
		88.2	226	4.7	III		19.83	56C	
		74.3	269	4.0	III		23.56	56C	
		59.2	337	3.1	III		29.56	56C	
		49.3	405	2.6	III		35.47	56C	
		38.1	524	2.0	III		45.89	56C	
		35.7	559	1.9	II		49.00	56C	
		32.8	608	1.7	II		53.33	56C	
		27.7	706	1.5	II		63.22	CMG013	56C
			23.3	839	1.3		I		75.08
	19.6		996	1.1	I	89.17	56C		
	58.5	341	5.2	III	29.93	CMG022	56C		
		48.7	410	4.3	III		35.91	56C	
		37.7	530	3.3	III		46.46	56C	
		35.3	566	3.1	III		49.61	56C	
		32.4	616	2.9	III		54.00	56C	
		27.3	715	2.5	III		64.01	CMG023	56C
23.0	849		2.1	III	76.02	56C			
19.4	1009		1.8	II	90.29	56C			
15.3	1279		1.4	I	114.46	56C			
12.9	1519		1.2	I	135.95	56C			

0.22 kW (1150 rpm)	229	87	4.1	III	5.03	CMG002	56C			
	189	106	3.3	III	6.10		56C			
	154	130	2.7	III	7.49		56C			
	128	156	2.8	III	8.99		56C			
	113	176	2.5	III	10.16		56C			
	95.3	209	2.1	III	12.07		56C			
	85.9	233	2.7	III	13.40		56C			
	76.0	263	2.4	III	15.14		56C			
	63.3	315	2.0	II	18.17		56C			
	53.3	375	1.7	II	21.58		56C			
	48.9	408	1.5	II	23.51	CMG012	56C			
		45.8	436	1.4	II		25.10	56C		
		42.5	470	1.3	I		27.08	56C		
		35.4	564	1.1	I		32.49	56C		
		27.4	730	0.8	I		42.04	56C		
		125	159	4.4	III		9.17	CMG012	56C	
			117	170	4.2		III		9.81	56C
			100	200	4.4		III		11.50	56C
			96.6	207	4.3		III		11.90	56C
			83.3	240	4.4		III		13.80	56C
78.6	254		4.2	III	14.62	56C				
64.4	310		3.4	III	17.86	56C				
60.3	331		3.2	III	19.07	56C				
58.0	344		3.1	III	19.83	56C				
48.8	409		2.6	III	23.56	56C				
38.9	513	2.1	III	29.56	CMG012	56C				
	32.4	616	1.7	II		35.47	56C			
	25.1	797	1.3	I		45.89	56C			
	23.5	851	1.2	I		49.00	56C			
	21.6	926	1.1	I		53.33	56C			
18.2	1075	1.0	I	63.22	CMG013	56C				

CMG



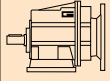

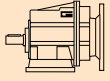



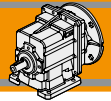
**CMG**

**REDUCTORES COAXIALES DE ENGRANAJES HELICOIDALES**  
**HELICAL GEARBOXES**

**Datos técnicos**

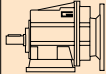

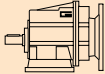

**Technical data**

$P_1$ [hp]	$n_2$ [rpm]	$M_2$ [lb·in]	sf	AGMA	i			$P_1$ [hp]	$n_2$ [rpm]	$M_2$ [lb·in]	sf	AGMA	i			
<b>0.33 hp</b>								<b>0.5 hp</b>								
0.22 kW (1150 rpm)	48.2	414	4.3	III	23.85	<b>CMG022</b>	<b>56C</b>	0.37 kW (1750 rpm)	227	133	5.3	III	7.72	<b>CMG012</b>	<b>56C</b>	
	38.4	520	3.4	III	29.93				191	158	4.5	III	9.17			
	32.0	623	2.8	III	35.91				178	170	4.2	III	9.81			
	24.8	807	2.2	III	46.46				152	199	4.5	III	11.50			
	23.2	861	2.1	III	49.61				147	206	4.3	III	11.90			
	21.3	937	1.9	II	54.00	127	239		4.5	III	13.80					
									120	253	4.2	III	14.62			
	18.0	1088	1.6	II	64.01	<b>CMG023</b>	<b>56C</b>		98.0	309	3.4	III	17.86			
	15.1	1292	1.4	I	76.02				91.8	330	3.2	III	19.07			
	12.7	1535	1.2	I	90.29				88.2	343	3.1	III	19.83			
	10.0	1946	0.9	I	114.46				74.3	407	2.6	III	23.56			
											59.2	511	2.1			III
									49.3	613	1.7	II	35.47			
	37.6	531	5.0	III	30.57	<b>CMG032</b>	<b>56C</b>		38.1	793	1.3	I	45.89			
	33.6	594	4.5	III	34.20				35.7	847	1.3	I	49.00			
	29.8	671	4.0	III	38.63				32.8	922	1.2	I	53.33			
	26.0	767	3.5	III	44.18											
	22.4	891	3.0	III	51.30											
	18.9	1056	2.5	III	60.80											
									27.7	1070	1.0	I	63.22			<b>CMG013</b>
15.8	1238	2.1	III	72.83	<b>CMG033</b>	<b>56C</b>	73.4	412	4.3	III	23.85					
11.8	1657	1.6	II	97.45			58.5	517	3.4	III	29.93					
9.9	1968	1.3	I	115.74			48.7	621	2.9	III	35.91					
8.2	2394	1.1	I	140.81			37.7	803	2.2	III	46.46					
6.6	2962	0.9	I	174.26			35.3	858	2.1	III	49.61					
							32.4	933	1.9	II	54.00					
15.8	1238	3.6	III	72.83	<b>CMG043</b>	<b>56C</b>										
11.8	1657	2.7	III	97.45			27.3	1083	1.6	II	64.01					
9.9	1968	2.2	III	115.74			23.0	1287	1.4	I	76.02					
8.2	2394	1.8	II	140.81			19.4	1528	1.2	I	90.29					
6.6	2962	1.5	II	174.26			15.3	1937	0.9	I	114.46					
5.1	3833	1.2	I	225.47												
4.4	4455	1.0	I	262.05												
<b>0.5 hp</b>																
0.37 kW (1750 rpm)	348	87	4.1	III	5.03	<b>CMG002</b>	<b>56C</b>	51.2	591	4.5	III	34.20	<b>CMG032</b>	<b>56C</b>		
	287	105	3.4	III	6.10			45.3	668	4.0	III	38.63				
	234	129	2.7	III	7.49			39.6	764	3.5	III	44.18				
	195	155	2.8	III	8.99			34.1	887	3.0	III	51.30				
	172	176	2.5	III	10.16			28.8	1051	2.5	III	60.80				
	145	209	2.1	III	12.07											
	131	232	2.7	III	13.40			24.0	1233	2.2	III	72.83	<b>CMG033</b>	<b>56C</b>		
	116	262	2.4	III	15.14			18.0	1649	1.6	II	97.45				
	96.3	314	2.0	II	18.17			15.1	1959	1.4	I	115.74				
	81.1	373	1.7	II	21.58			12.4	2383	1.1	I	140.81				
	74.4	406	1.5	II	23.51			10.0	2950	0.9	I	174.26				
	69.7	434	1.4	II	25.10											
	64.6	468	1.3	I	27.08											
	53.9	562	1.1	I	32.49											
										34.1	887	5.0	III	51.30	<b>CMG042</b>	<b>56C</b>
										28.8	1051	4.0	III	60.80		
										24.0	1233	3.6	III	72.83		
										18.0	1649	2.7	III	97.45		
										15.1	1959	2.3	III	115.74		
							12.4	2383	1.9	II	140.81					
							10.0	2950	1.5	II	174.26					
							7.8	3816	1.2	I	225.47					
							6.7	4435	1.0	I	262.05					



Datos técnicos

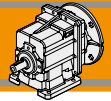
Technical data

P <sub>1</sub> [hp]	n <sub>2</sub> [rpm]	M <sub>2</sub> [lb·in]	sf	AGMA	i			P <sub>1</sub> [hp]	n <sub>2</sub> [rpm]	M <sub>2</sub> [lb·in]	sf	AGMA	i					
<b>0.5 hp</b>								<b>0.5 hp</b>										
0.37 kW (1150 rpm)	229	132	2.7	III	5.03	CMG002	56C	0.37 kW (1150 rpm)	46.0	657	4.0	III	24.99	CMG032	56C			
	189	160	2.2	III	6.10			56C	37.6	804	3.3	III	30.57			56C		
	154	197	1.8	II	7.49			56C	33.6	900	3.0	III	34.20			56C		
	128	236	1.9	II	8.99			56C	29.8	1016	2.6	III	38.63			56C		
	113	267	1.7	II	10.16			56C	26.0	1162	2.3	III	44.18			56C		
	95.3	317	1.4	I	12.07			56C	22.4	1349	2.0	II	51.30			56C		
	85.9	352	1.8	II	13.40			56C	18.9	1599	1.7	II	60.80			56C		
	76.0	398	1.6	II	15.14			56C	15.8	1876	1.4	II	72.83			CMG033	56C	
	63.3	478	1.3	I	18.17			56C		11.8	2510	1.1	I				97.45	56C
	53.3	568	1.1	I	21.58			56C		9.9	2981	0.9	I				115.74	56C
	48.9	618	1.0	I	23.51			56C	29.8	1016	4.4	III	38.63			CMG042	56C	
	45.8	660	0.9	I	25.10			56C		26.0	1162	3.8	III				44.18	56C
	42.5	712	0.9	I	27.08			56C		22.4	1349	3.3	III				51.30	56C
	301	100	5.3	III	3.82			CMG012	56C	18.9	1599	2.7	III			60.80	CMG043	56C
	248	122	4.4	III	4.63					56C	15.8	1876	2.4			III		72.83
	202	150	3.5	III	5.69	56C	11.8			2510	1.8	II	97.45	56C				
	149	203	3.5	III	7.72	56C	9.9			2981	1.5	II	115.74	56C				
	125	241	2.9	III	9.17	56C	8.2			3627	1.2	I	140.81	56C				
	117	258	2.7	III	9.81	56C	6.6			4488	1.0	I	174.26	56C				
	100	303	2.9	III	11.50	56C	<b>0.75 hp</b>											
	96.6	313	2.8	III	11.90	56C	0.55 kW (1750 rpm)			348	130	2.7	III	5.03	CMG002	56C		
	83.3	363	2.9	III	13.80	56C	(1750 rpm)			287	158	2.2	III	6.10		56C		
	78.6	385	2.8	III	14.62	56C	234			194	1.8	II	7.49	56C				
	64.4	470	2.3	III	17.86	56C	195			233	1.9	II	8.99	56C				
	60.3	502	2.1	III	19.07	56C	172			263	1.7	II	10.16	56C				
	58.0	522	2.0	III	19.83	56C	145			313	1.4	II	12.07	56C				
	48.8	620	1.7	II	23.56	56C	131			347	1.8	II	13.40	56C				
	38.9	777	1.4	I	29.56	56C	116			393	1.6	II	15.14	56C				
	32.4	933	1.1	I	35.47	56C	96.3	471	1.3	I	18.17	56C						
	25.1	1207	0.9	I	45.89	56C	81.1	560	1.1	I	21.58	56C						
	104	290	6.1	III	11.01	CMG022	56C	74.4	610	1.0	I	23.51	56C					
	95.4	317	5.6	III	12.05			56C	69.7	651	1.0	I	25.10	56C				
	87.0	348	5.1	III	13.21			56C	64.6	702	0.9	I	27.08	56C				
77.7	389	4.5	III	14.81	56C			<b>0.75 hp</b>										
67.3	450	3.1	III	17.10	56C			0.55 kW (1750 rpm)	348	130	2.7	III	5.03	CMG002		56C		
63.0	480	2.9	III	18.26	56C			(1750 rpm)	287	158	2.2	III	6.10		56C			
57.3	528	3.4	III	20.08	56C			234	194	1.8	II	7.49	56C					
48.2	627	2.8	III	23.85	56C			195	233	1.9	II	8.99	56C					
38.4	787	2.2	III	29.93	56C			172	263	1.7	II	10.16	56C					
32.0	945	1.9	II	35.91	56C			145	313	1.4	II	12.07	56C					
24.8	1222	1.4	II	46.46	56C			131	347	1.8	II	13.40	56C					
23.2	1305	1.4	I	49.61	56C			116	393	1.6	II	15.14	56C					
21.3	1420	1.2	I	54.00	56C			96.3	471	1.3	I	18.17	56C					
18.0	1649	1.1	I	64.01	CMG023			56C	81.1	560	1.1	I	21.58		56C			
15.1	1958	0.9	I	76.02					56C	74.4	610	1.0	I		23.51	56C		
						56C	69.7		651	1.0	I	25.10	56C					

CMG

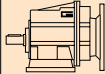



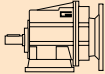







Datos técnicos

Technical data

P <sub>1</sub> [hp]	n <sub>2</sub> [rpm]	M <sub>2</sub> [lb·in]	sf	AGMA	i		
<b>0.75 hp</b>							
0.55 kW (1150 rpm)	46.0	986	4.5	III	24.99	CMG042	56C
	37.6	1206	3.7	III	30.57		56C
	33.6	1349	3.3	III	34.20		56C
	29.8	1524	2.9	III	38.63		56C
	26.0	1743	2.5	III	44.18		56C
	22.4	2024	2.2	III	51.30		56C
	18.9	2399	1.8	II	60.80		56C
15.8	2814	1.6	II	72.83	CMG043	56C	
	11.8	3765	1.2	I		97.45	56C
	9.9	4472	1.0	I		115.74	56C

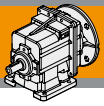
P <sub>1</sub> [hp]	n <sub>2</sub> [rpm]	M <sub>2</sub> [lb·in]	sf	AGMA	i				
<b>1 hp</b>									
0.75 kW (1750 rpm)	321	188	4.7	III	5.45	CMG022	56C-140TC		
	237	255	4.2	III	7.39		56C-140TC		
	199	303	3.5	III	8.78		56C-140TC		
	176	343	3.1	III	9.93		56C-140TC		
	159	381	4.6	III	11.01		56C-140TC		
	145	417	4.2	III	12.05		56C-140TC		
	132	457	3.9	III	13.21		56C-140TC		
	118	512	3.5	III	14.81		56C-140TC		
	102	591	2.4	III	17.10		56C-140TC		
	95.9	631	2.2	III	18.26		56C-140TC		
	87.1	694	2.5	III	20.08		56C-140TC		
	73.4	825	2.1	III	23.85		56C-140TC		
	58.5	1035	1.7	II	29.93		56C-140TC		
	48.7	1241	1.4	II	35.91		56C-140TC		
	37.7	1606	1.1	I	46.46		56C-140TC		
	35.3	1715	1.0	I	49.61		56C-140TC		
	32.4	1867	0.9	I	54.00		56C-140TC		
96.1	630	3.9	III	18.21	CMG032	56C-140TC			
	91.0	665	3.7	III		19.24	56C-140TC		
	82.7	731	3.4	III		21.15	56C-140TC		
	70.0	864	3.1	III		24.99	56C-140TC		
	57.2	1057	2.5	III		30.57	56C-140TC		
	51.2	1182	2.2	III		34.20	56C-140TC		
	45.3	1336	2.0	II		38.63	56C-140TC		
	39.6	1527	1.7	II		44.18	56C-140TC		
	34.1	1774	1.5	II		51.30	56C-140TC		
	28.8	2102	1.3	I		60.80	56C-140TC		
24.0	2465	1.1	I	72.83	CMG033	56C-140TC			
	57.2	1057	4.2	III		30.57	CMG042	56C-140TC	
	51.2	1182	3.7	III		34.20		56C-140TC	
	45.3	1336	3.3	III		38.63		56C-140TC	
	39.6	1527	2.9	III		44.18		56C-140TC	
	34.1	1774	2.5	III		51.30		56C-140TC	
	28.8	2102	2.0	III		60.80		56C-140TC	
	24.0	2465	1.8	II		72.83		CMG043	56C-140TC
	18.0	3299	1.3	I		97.45			56C-140TC
	15.1	3918	1.1	I		115.74			56C-140TC
12.4	4767	0.9	I	140.81	56C-140TC				

P <sub>1</sub> [hp]	n <sub>2</sub> [rpm]	M <sub>2</sub> [lb·in]	sf	AGMA	i				
<b>1 hp</b>									
0.75 kW (1750 rpm)	348	174	2.0	III	5.03	CMG002	56C		
	287	211	1.7	II	6.10		56C		
	234	259	1.4	I	7.49		56C		
	195	311	1.4	II	8.99		56C		
	172	351	1.3	I	10.16		56C		
	145	417	1.1	I	12.07		56C		
	131	463	1.3	I	13.40		56C		
	116	523	1.2	I	15.14		56C		
	96.3	628	1.0	I	18.17		56C		
	458	132	4.0	III	3.82		CMG012	56C-140TC	
		378	160	3.3	III			4.63	56C-140TC
		308	197	2.7	III			5.69	56C-140TC
		227	267	2.7	III			7.72	56C-140TC
		191	317	2.2	III			9.17	56C-140TC
		178	339	2.1	III			9.81	56C-140TC
		152	398	2.2	III			11.50	56C-140TC
		147	412	2.2	III			11.90	56C-140TC
127		477	2.2	III	13.80	56C-140TC			
120		506	2.1	III	14.62	56C-140TC			
98.0	617	1.7	II	17.86	56C-140TC				
91.8	659	1.6	II	19.07	56C-140TC				
88.2	686	1.5	II	19.83	56C-140TC				
74.3	814	1.3	I	23.56	56C-140TC				
59.2	1022	1.0	I	29.56	56C-140TC				

0.75 kW (1150 rpm)	229	264	1.3	I	5.03	CMG002	56C
	189	321	1.1	I	6.10		56C
	154	394	0.9	I	7.49		56C
	128	473	0.9	I	8.99		56C





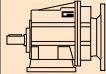

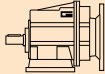



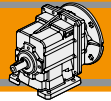
**CMG**

**REDUCTORES COAXIALES DE ENGRANAJES HELICOIDALES**  
**HELICAL GEARBOXES**

**Datos técnicos**

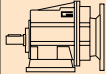

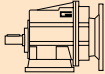

**Technical data**

$P_1$ [hp]	$n_2$ [rpm]	$M_2$ [lb·in]	sf	AGMA	i			$P_1$ [hp]	$n_2$ [rpm]	$M_2$ [lb·in]	sf	AGMA	i						
<b>1 hp</b>								<b>1 hp</b>											
0.75 kW (1150 rpm)	<b>301</b>	201	2.6	III	3.82	<b>CMG012</b>	<b>56C-140TC</b>	0.75 kW	<b>63.1</b>	958	3.9	III	18.21	<b>CMG042</b>	<b>56C-140TC</b>				
	<b>248</b>	244	2.2	III	4.63			<b>59.8</b>	1012	3.7	III	19.24							
<b>202</b>	299	1.8	II	5.69	<b>46.0</b>			1315	3.4	III	24.99								
<b>149</b>	406	1.7	II	7.72	<b>37.6</b>			1608	2.8	III	30.57								
<b>125</b>	482	1.5	II	9.17	<b>33.6</b>			1799	2.5	III	34.20								
<b>117</b>	516	1.4	I	9.81	<b>29.8</b>			2032	2.2	III	38.63								
<b>100</b>	605	1.5	II	11.50	<b>26.0</b>			2324	1.9	II	44.18								
<b>96.6</b>	626	1.4	II	11.90	<b>22.4</b>			2699	1.6	II	51.30								
<b>83.3</b>	726	1.5	II	13.80	<b>18.9</b>			3199	1.3	I	60.80								
<b>78.6</b>	769	1.4	I	14.62															
<b>64.4</b>	939	1.1	I	17.86															
<b>60.3</b>	1003	1.1	I	19.07															
<b>58.0</b>	1043	1.0	I	19.83															
	<b>315</b>	192	4.6	III	3.66			<b>CMG022</b>	<b>56C-140TC</b>	1.1 kW (1750 rpm)	<b>348</b>	261	1.4			I	5.03	<b>CMG002</b>	<b>56C</b>
	<b>259</b>	233	3.8	III	4.43						<b>287</b>	316	1.1			I	6.10		
	<b>211</b>	287	3.1	III	5.45	<b>234</b>	388				0.9	I	7.49						
	<b>156</b>	389	2.7	III	7.39	<b>195</b>	466				0.9	I	8.99						
	<b>131</b>	462	2.3	III	8.78	<b>458</b>	198				2.7	III	3.82	<b>CMG012</b>	<b>56C-140TC</b>				
	<b>116</b>	523	2.0	III	9.93	<b>378</b>	240				2.2	III	4.63						
	<b>104</b>	579	3.1	III	11.01	<b>308</b>	295				1.8	II	5.69						
	<b>95.4</b>	634	2.8	III	12.05	<b>227</b>	400				1.8	II	7.72						
	<b>87.0</b>	695	2.5	III	13.21	<b>191</b>	475				1.5	II	9.17						
	<b>77.7</b>	779	2.3	III	14.81	<b>178</b>	509				1.4	I	9.81						
	<b>67.3</b>	899	1.6	II	17.10	<b>152</b>	596				1.5	II	11.50						
	<b>63.0</b>	960	1.5	II	18.26	<b>147</b>	617				1.4	II	11.90						
	<b>57.3</b>	1056	1.7	II	20.08	<b>127</b>	716				1.5	II	13.80						
	<b>48.2</b>	1255	1.4	II	23.85	<b>120</b>	758				1.4	II	14.62						
	<b>38.4</b>	1574	1.1	I	29.93	<b>98.0</b>	926				1.1	I	17.86						
	<b>32.0</b>	1889	0.9	I	35.91	<b>91.8</b>	989	1.1	I	19.07									
						<b>88.2</b>	1029	1.0	I	19.83									
						<b>74.3</b>	1222	0.9	I	23.56									
	<b>127</b>	478	3.3	III	9.08	<b>CMG032</b>	<b>56C-140TC</b>	<b>479</b>	190	4.7	III	3.66	<b>CMG022</b>			<b>56C-140TC</b>			
	<b>105</b>	575	2.8	III	10.93			<b>395</b>	230	3.8	III	4.43							
	<b>91.2</b>	663	3.3	III	12.60			<b>321</b>	283	3.1	III	5.45							
	<b>86.5</b>	700	3.2	III	13.30			<b>237</b>	383	2.8	III	7.39							
	<b>75.2</b>	805	3.1	III	15.30			<b>199</b>	455	2.3	III	8.78							
	<b>63.1</b>	958	2.6	III	18.21			<b>176</b>	515	2.1	III	9.93							
	<b>59.8</b>	1012	2.4	III	19.24			<b>159</b>	571	3.1	III	11.01							
	<b>54.4</b>	1113	2.2	III	21.15			<b>145</b>	625	2.8	III	12.05							
	<b>46.0</b>	1315	2.0	III	24.99			<b>132</b>	685	2.6	III	13.21							
	<b>37.6</b>	1608	1.7	II	30.57			<b>118</b>	768	2.3	III	14.81							
	<b>33.6</b>	1799	1.5	II	34.20			<b>102</b>	887	1.6	II	17.10							
	<b>29.8</b>	2032	1.3	I	38.63			<b>95.9</b>	947	1.5	II	18.26							
	<b>26.0</b>	2324	1.1	I	44.18			<b>87.1</b>	1041	1.7	II	20.08							
	<b>22.4</b>	2699	1.0	I	51.30			<b>73.4</b>	1237	1.4	II	23.85							
								<b>58.5</b>	1552	1.1	I	29.93							
						<b>48.7</b>	1862	1.0	I	35.91									



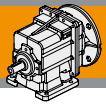
Datos técnicos

Technical data

P <sub>1</sub> [hp]	n <sub>2</sub> [rpm]	M <sub>2</sub> [lb·in]	sf	AGMA	i			P <sub>1</sub> [hp]	n <sub>2</sub> [rpm]	M <sub>2</sub> [lb·in]	sf	AGMA	i					
<b>1.5 hp</b>								<b>1.5 hp</b>										
1.1 kW (1750 rpm)	221	411	3.9	III	7.93	CMG032	56C-140TC	1.1 kW (1150 rpm)	307	295	4.5	III	3.74	CMG032	140TC-180TC			
	193	471	3.4	III	9.08		56C-140TC		255	355	3.7	III	4.50		140TC-180TC			
160	567	2.8	III	10.93	56C-140TC		210	433	3.1	III	5.48	140TC-180TC						
139	654	3.4	III	12.60	56C-140TC		182	498	3.2	III	6.31	140TC-180TC						
132	690	3.2	III	13.30	56C-140TC		145	626	2.5	III	7.93	140TC-180TC						
114	793	3.1	III	15.30	56C-140TC		127	716	2.2	III	9.08	140TC-180TC						
96.1	944	2.6	III	18.21	56C-140TC		105	862	1.8	II	10.93	140TC-180TC						
91.0	998	2.5	III	19.24	56C-140TC		91.2	995	2.2	III	12.60	140TC-180TC						
82.7	1097	2.3	III	21.15	56C-140TC		86.5	1050	2.1	III	13.30	140TC-180TC						
70.0	1296	2.0	III	24.99	56C-140TC		75.2	1207	2.1	III	15.30	140TC-180TC						
57.2	1585	1.7	II	30.57	56C-140TC		63.1	1437	1.7	III	18.21	140TC-180TC						
51.2	1774	1.5	II	34.20	56C-140TC		59.8	1518	1.6	II	19.24	140TC-180TC						
45.3	2003	1.3	I	38.63	56C-140TC		54.4	1669	1.5	II	21.15	140TC-180TC						
39.6	2291	1.2	I	44.18	56C-140TC		46.0	1972	1.3	I	24.99	140TC-180TC						
34.1	2660	1.0	I	51.30	56C-140TC		37.6	2413	1.1	I	30.57	140TC-180TC						
	96.1	944	3.9	III	18.21		CMG042	56C-140TC		145	626	3.7	III		7.93	CMG042	140TC-180TC	
	91.0	998	3.7	III	19.24	56C-140TC			127	716	3.5	III	9.08	140TC-180TC				
	70.0	1296	3.4	III	24.99	56C-140TC			105	862	2.9	III	10.93	140TC-180TC				
	57.2	1585	2.8	III	30.57	56C-140TC			91.2	995	3.1	III	12.60	140TC-180TC				
	51.2	1774	2.5	III	34.20	56C-140TC			86.5	1050	3.0	III	13.30	140TC-180TC				
	45.3	2003	2.2	III	38.63	56C-140TC			75.2	1207	3.1	III	15.30	140TC-180TC				
	39.6	2291	1.9	II	44.18	56C-140TC			63.1	1437	2.6	III	18.21	140TC-180TC				
	34.1	2660	1.7	II	51.30	56C-140TC			59.8	1518	2.4	III	19.24	140TC-180TC				
	28.8	3153	1.3	I	60.80	56C-140TC			46.0	1972	2.2	III	24.99	140TC-180TC				
	24.0	3698	1.2	I	72.83	CMG043	56C-140TC		37.6	2413	1.8	II	30.57		140TC-180TC			
	18.0	4948	0.9	I	97.45		56C-140TC		33.6	2699	1.6	II	34.20		140TC-180TC			
1.1 kW (1150 rpm)	301	301	1.8	II	3.82	CMG012	140TC	1.5 kW (1750 rpm)	458	264	2.0	III	3.82	CMG012	56C-140TC			
	248	365	1.5	II	4.63		140TC		378	320	1.7	II	4.63		56C-140TC			
202	449	1.2	I	5.69	140TC		308		393	1.3	I	5.69	56C-140TC					
149	609	1.2	I	7.72	140TC		227		534	1.3	I	7.72	56C-140TC					
125	723	1.0	I	9.17	140TC		191		634	1.1	I	9.17	56C-140TC					
117	774	0.9	I	9.81	140TC		178		678	1.0	I	9.81	56C-140TC					
100	908	1.0	I	11.50	140TC		152		795	1.1	I	11.50	56C-140TC					
96.6	939	0.9	I	11.90	140TC		147		823	1.1	I	11.90	56C-140TC					
83.3	1089	1.0	I	13.80	140TC		127		954	1.1	I	13.80	56C-140TC					
78.6	1154	0.9	I	14.62	140TC		120		1011	1.1	I	14.62	56C-140TC					
	315	288	3.1	III	3.66		CMG022		140TC									
	259	350	2.5	III	4.43	140TC												
	211	430	2.1	III	5.45	140TC												
	156	583	1.8	II	7.39	140TC												
	131	693	1.5	II	8.78	140TC												
	116	784	1.4	I	9.93	140TC												
	104	869	2.0	III	11.01	140TC												
	95.4	951	1.9	II	12.05	140TC												
	87.0	1043	1.7	II	13.21	140TC												
	77.7	1168	1.5	II	14.81	140TC												
	67.3	1349	1.0	I	17.10	140TC												
	63.0	1441	1.0	I	18.26	140TC												
	57.3	1585	1.1	I	20.08	140TC												
	48.2	1882	0.9	I	23.85	140TC												

CMG



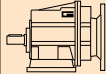

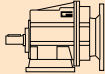



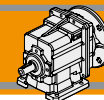
**CMG**

**REDUCTORES COAXIALES DE ENGRANAJES HELICOIDALES**  
**HELICAL GEARBOXES**

**Datos técnicos**

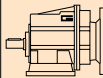

**Technical data**

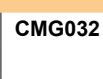

P <sub>1</sub> [hp]	n <sub>2</sub> [rpm]	M <sub>2</sub> [lb·in]	sf	AGMA	i			P <sub>1</sub> [hp]	n <sub>2</sub> [rpm]	M <sub>2</sub> [lb·in]	sf	AGMA	i					
<b>2 hp</b>								<b>2 hp</b>										
1.5 kW (1750 rpm)	479	253	3.5	III	3.66	CMG022	56C-140TC	1.5 kW	307	394	3.4	III	3.74	CMG032	180TC			
	395	307	2.9	III	4.43			1.5 kW	255	474	2.8	III	4.50			180TC		
	321	377	2.3	III	5.45			210	577	2.3	III	5.48	180TC					
	237	511	2.1	III	7.39			182	664	2.4	III	6.31	180TC					
	199	607	1.8	II	8.78			145	835	1.9	II	7.93	180TC					
	176	687	1.5	II	9.93			127	955	1.7	II	9.08	180TC					
	159	761	2.3	III	11.01			105	1150	1.4	I	10.93	180TC					
	145	833	2.1	III	12.05			91.2	1326	1.7	II	12.60	180TC					
	132	914	1.9	II	13.21			86.5	1399	1.6	II	13.30	180TC					
	118	1024	1.7	II	14.81			75.2	1610	1.5	II	15.30	180TC					
	102	1182	1.2	I	17.10			63.1	1916	1.3	I	18.21	180TC					
	95.9	1262	1.1	I	18.26			59.8	2024	1.2	I	19.24	180TC					
	87.1	1388	1.3	I	20.08	54.4	2225	1.1	I	21.15	180TC							
	73.4	1649	1.1	I	23.85	46.0	2630	1.0	I	24.99	180TC							
	319	379	3.5	III	5.48	CMG032	56C-140TC	307	394	5.2	III	3.74	CMG042	180TC				
	277	436	3.7	III	6.31			255	474	4.3	III	4.50			180TC			
	221	548	2.9	III	7.93			210	577	3.5	III	5.48			180TC			
	193	628	2.5	III	9.08			182	664	3.5	III	6.31			180TC			
	160	755	2.1	III	10.93			145	835	2.8	III	7.93			180TC			
	139	872	2.5	III	12.60			127	955	2.6	III	9.08			180TC			
	132	920	2.4	III	13.30			105	1150	2.2	III	10.93			180TC			
	114	1058	2.3	III	15.30			91.2	1326	2.3	III	12.60			180TC			
	96.1	1259	2.0	II	18.21			86.5	1399	2.2	III	13.30			180TC			
	91.0	1330	1.9	II	19.24			75.2	1610	2.3	III	15.30			180TC			
	82.7	1462	1.7	II	21.15			63.1	1916	1.9	II	18.21			180TC			
	70.0	1728	1.5	II	24.99			59.8	2024	1.8	II	19.24			180TC			
	57.2	2114	1.3	I	30.57	46.0	2630	1.7	II	24.99	180TC							
	51.2	2365	1.1	I	34.20	37.6	3217	1.4	I	30.57	180TC							
	45.3	2671	1.0	I	38.63	33.6	3598	1.2	I	34.20	180TC							
	193	628	3.9	III	9.08	CMG042	56C-140TC	29.8	4065	1.1	I	38.63	180TC					
	160	755	3.3	III	10.93			26.0	4648	1.0	I	44.18	180TC					
	139	872	3.6	III	12.60			56C-140TC	56C-140TC	56C-140TC	56C-140TC	56C-140TC	56C-140TC	56C-140TC				
	132	920	3.4	III	13.30			56C-140TC	56C-140TC	56C-140TC	56C-140TC	56C-140TC	56C-140TC					
	114	1058	3.5	III	15.30			56C-140TC	56C-140TC	56C-140TC	56C-140TC	56C-140TC	56C-140TC					
	96.1	1259	3.0	III	18.21			56C-140TC	56C-140TC	56C-140TC	56C-140TC	56C-140TC	56C-140TC					
	91.0	1330	2.8	III	19.24			56C-140TC	56C-140TC	56C-140TC	56C-140TC	56C-140TC	56C-140TC					
70.0	1728	2.6	III	24.99	56C-140TC			56C-140TC	56C-140TC	56C-140TC	56C-140TC	56C-140TC						
57.2	2114	2.1	III	30.57	56C-140TC			56C-140TC	56C-140TC	56C-140TC	56C-140TC	56C-140TC						
51.2	2365	1.9	II	34.20	56C-140TC			56C-140TC	56C-140TC	56C-140TC	56C-140TC	56C-140TC						
45.3	2671	1.7	II	38.63	56C-140TC			56C-140TC	56C-140TC	56C-140TC	56C-140TC	56C-140TC						
39.6	3054	1.4	II	44.18	56C-140TC			56C-140TC	56C-140TC	56C-140TC	56C-140TC	56C-140TC						
34.1	3547	1.2	I	51.30	56C-140TC	56C-140TC	56C-140TC	56C-140TC	56C-140TC	56C-140TC								
28.8	4204	1.0	I	60.80	56C-140TC	56C-140TC	56C-140TC	56C-140TC	56C-140TC	56C-140TC								
24.0	4931	0.9	I	72.83	CMG043	56C-140TC												
<b>3 hp</b>								<b>3 hp</b>										
2.2 kW (1750 rpm)	458	396	1.3	I	3.82	CMG012	140TC	2.2 kW	458	396	1.3	I	3.82	CMG012	140TC			
	378	480	1.1	I	4.63			2.2 kW	378	480	1.1	I	4.63			140TC		
	308	590	0.9	I	5.69			308	590	0.9	I	5.69	140TC					
	227	800	0.9	I	7.72			227	800	0.9	I	7.72	140TC					
	479	379	2.3	III	3.66			CMG022	140TC	479	379	2.3	III			3.66	CMG022	140TC
	395	460	1.9	II	4.43					395	460	1.9	II			4.43		
	321	565	1.6	II	5.45	321	565			1.6	II	5.45	140TC					
	237	766	1.4	I	7.39	237	766			1.4	I	7.39	140TC					
	199	910	1.2	I	8.78	199	910			1.2	I	8.78	140TC					
	176	1030	1.0	I	9.93	176	1030			1.0	I	9.93	140TC					
	159	1142	1.5	II	11.01	159	1142	1.5	II	11.01	140TC							
	145	1250	1.4	II	12.05	145	1250	1.4	II	12.05	140TC							
	132	1370	1.3	I	13.21	132	1370	1.3	I	13.21	140TC							
	118	1536	1.2	I	14.81	118	1536	1.2	I	14.81	140TC							

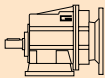



Datos técnicos

Technical data

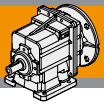
P <sub>1</sub> [hp]	n <sub>2</sub> [rpm]	M <sub>2</sub> [lb·in]	sf	AGMA	i			
<b>3 hp</b>								
2.2 kW (1750 rpm)	468	388	3.4	III	3.74	CMG032	140TC-180TC	
	389	467	2.8	III	4.50		140TC-180TC	
	319	569	2.3	III	5.48		140TC-180TC	
	277	654	2.4	III	6.31		140TC-180TC	
	221	823	1.9	II	7.93		140TC-180TC	
	193	942	1.7	II	9.08		140TC-180TC	
	160	1133	1.4	II	10.93		140TC-180TC	
	139	1307	1.7	II	12.60		140TC-180TC	
	132	1379	1.6	II	13.30		140TC-180TC	
	114	1587	1.6	II	15.30		140TC-180TC	
	96.1	1889	1.3	I	18.21		140TC-180TC	
	91.0	1995	1.2	I	19.24		140TC-180TC	
	82.7	2194	1.1	I	21.15		140TC-180TC	
	70.0	2592	1.0	I	24.99		140TC-180TC	
	468	388	5.2	III	3.74		CMG042	140TC-180TC
	389	467	4.4	III	4.50			140TC-180TC
	319	569	3.6	III	5.48			140TC-180TC
	277	654	3.5	III	6.31			140TC-180TC
	221	823	2.8	III	7.93			140TC-180TC
	193	942	2.6	III	9.08			140TC-180TC
160	1133	2.2	III	10.93	140TC-180TC			
139	1307	2.4	III	12.60	140TC-180TC			
132	1379	2.2	III	13.30	140TC-180TC			
114	1587	2.3	III	15.30	140TC-180TC			
96.1	1889	2.0	II	18.21	140TC-180TC			
91.0	1995	1.9	II	19.24	140TC-180TC			
70.0	2592	1.7	II	24.99	140TC-180TC			
57.2	3171	1.4	I	30.57	140TC-180TC			
51.2	3547	1.2	I	34.20	140TC-180TC			
45.3	4007	1.1	I	38.63	140TC-180TC			
39.6	4582	1.0	I	44.18	140TC-180TC			

P <sub>1</sub> [hp]	n <sub>2</sub> [rpm]	M <sub>2</sub> [lb·in]	sf	AGMA	i		
<b>5 hp</b>							
3.7 kW (1750 rpm)	468	647	2.1	III	3.74	CMG032	180TC
	389	779	1.7	II	4.50		180TC
	319	948	1.4	II	5.48		180TC
	277	1090	1.5	II	6.31		180TC
	221	1371	1.2	I	7.93		180TC
	193	1569	1.0	I	9.08		180TC
	139	2179	1.0	I	12.60		180TC
	132	2299	1.0	I	13.30		180TC
	114	2645	0.9	I	15.30		180TC

P <sub>1</sub> [hp]	n <sub>2</sub> [rpm]	M <sub>2</sub> [lb·in]	sf	AGMA	i		
<b>5 hp</b>							
3.7 kW (1750 rpm)	468	647	3.1	III	3.74	CMG042	180TC
	389	779	2.6	III	4.50		180TC
	319	948	2.1	III	5.48		180TC
	277	1090	2.1	III	6.31		180TC
	221	1371	1.7	II	7.93		180TC
	193	1569	1.6	II	9.08		180TC
	160	1888	1.3	I	10.93		180TC
	139	2179	1.4	II	12.60		180TC
	132	2299	1.3	I	13.30		180TC
	114	2645	1.4	II	15.30		180TC
96.1	3148	1.2	I	18.21	180TC		
91.0	3325	1.1	I	19.24	180TC		
70.0	4320	1.0	I	24.99	180TC		
57.2	5285	0.8	I	30.57	180TC		

CMG





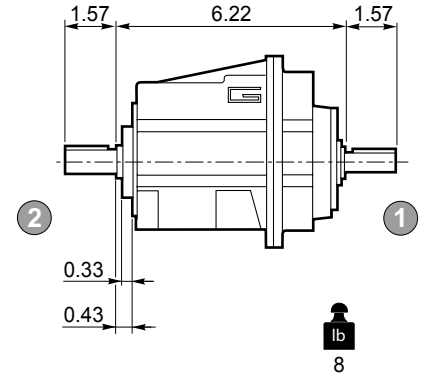
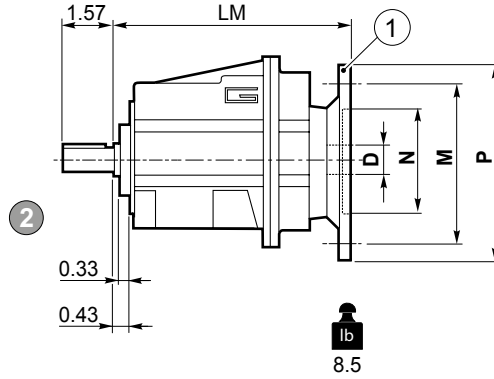
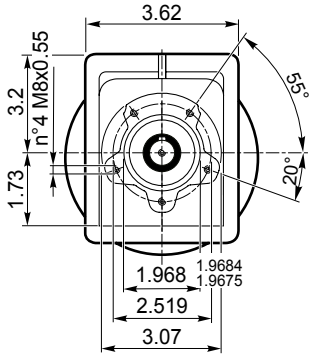
Dimensiones

Dimensions

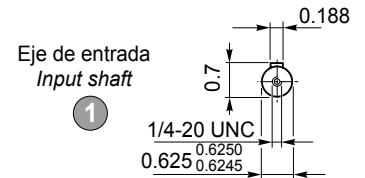
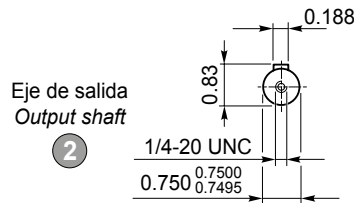
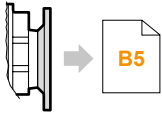
**CMG 002 U**

**CMG 002 U**

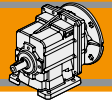
**CMGIS 002 U**



Bridas Motor  
NEMA C-FACE



Brida Motor / Motor flange	
① Dimensiones NEMA NEMA Dimensions	
	<b>56 C</b>
<b>N</b>	4.5
<b>M</b>	5.88
<b>P</b>	6.5
<b>D</b>	0.625
<b>LM 002</b>	6.61



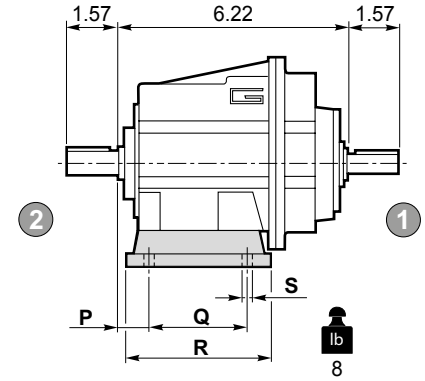
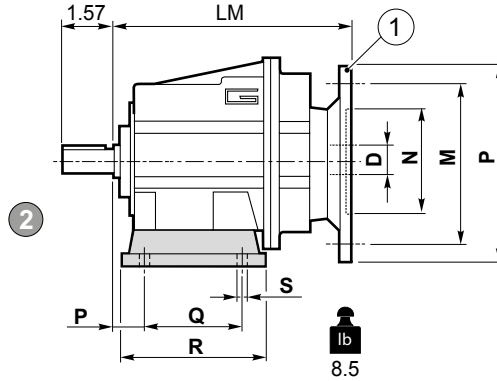
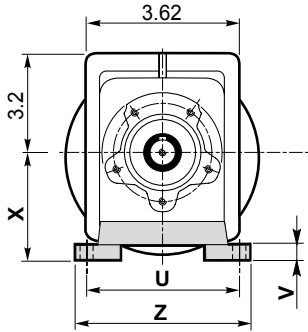
Dimensiones

Dimensions

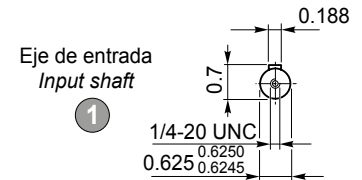
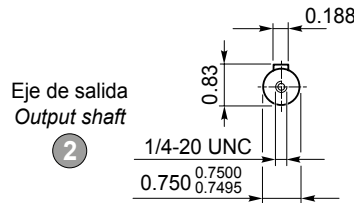
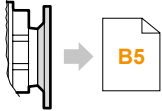
CMG 002 H

CMG 002 H..

CMGIS 002 H..



Bridas Motor  
NEMA C-FACE

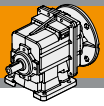


Versión H / H Version										
CMG CMGIS	P	Q	R	S	U	V	X	Z	Patás / Foot	
									Tipo / Type	Peso / Weight [lb]
002	0.709	2.362	3.150	0.354	3.937	0.394	2.362	4.724	H60	0.44
	0.709	3.150	4.094	0.354	4.331-4.724	0.394	2.953	5.709	H75	0.66
	0.709	1.968-3.425	4.331	0.354	4.331	0.394	3.346	5.315	H85	0.88

Preferencial / Preferred

Brida Motor / Motor flange	
1	Dimensiones NEMA NEMA Dimensions
	56 C
N	4.5
M	5.88
P	6.5
D	0.625
LM 002	6.61





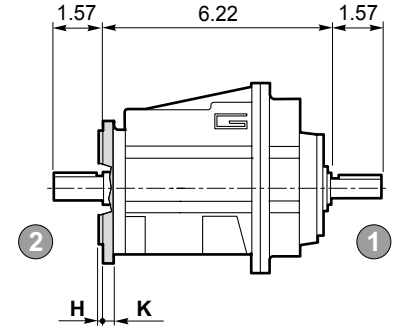
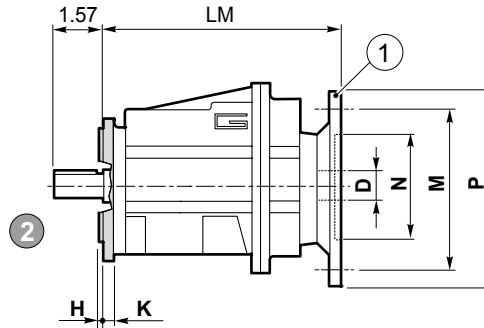
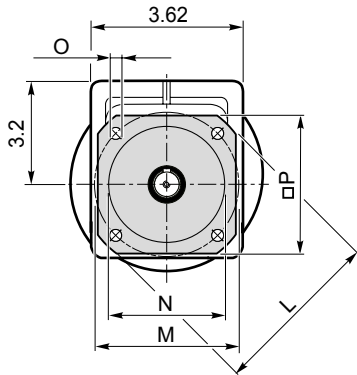
Dimensiones

Dimensions

**CMG 002 F**

**CMG 002 F..**

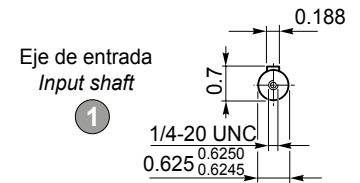
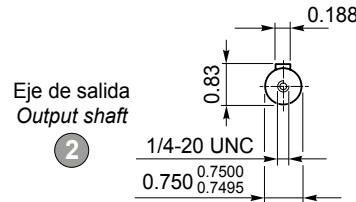
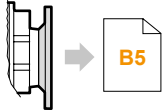
**CMGIS 002 F..**



lb  
8.5

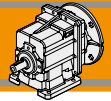
lb  
8

Bridas Motor  
NEMA C-FACE



Versión F / F Version										
CMG CMGIS	H	K	L	M	N	O	P	Brida / Flange		
								Tipo / Type	Peso / Weight [lb]	
002	0.138	0.276	4.134	3.346	2.756	2.7548 2.7536	0.256	3.543	F105	0.22
	0.138	0.315	4.724	3.937	3.150	3.1488 3.1476	0.276	3.937	F120	0.44
	0.138	0.315	5.512	4.528	3.740	3.7386 3.7372	0.354	4.528	F140	0.44

Brida Motor / Motor flange	
1	Dimensiones NEMA NEMA Dimensions
	56 C
N	4.5
M	5.88
P	6.5
D	0.625
LM 002	6.61



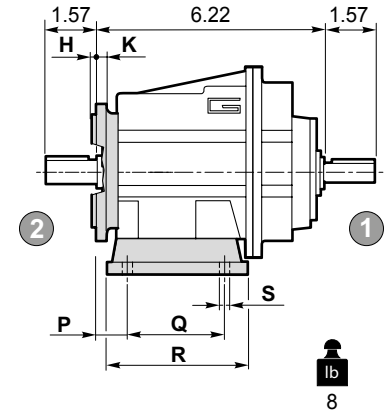
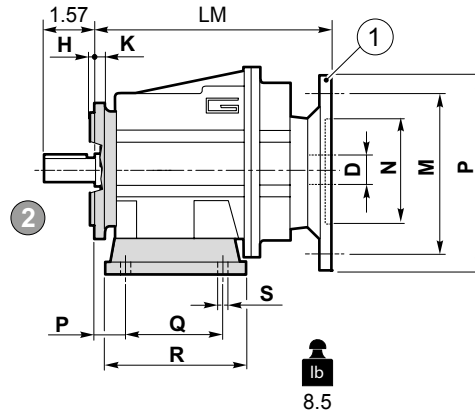
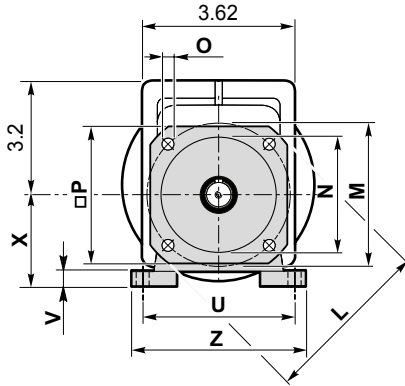
Dimensiones

Dimensions

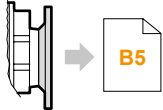
CMG 002 H../F..

CMG 002 H../F..

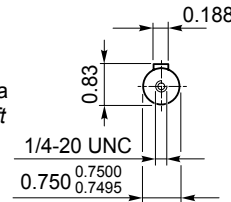
CMGIS 002 H../F..



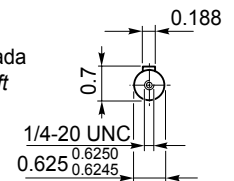
Bridas Motor  
NEMA C-FACE



Eje de salida  
Output shaft



Eje de entrada  
Input shaft



Versión F / F Version										
CMG CMGIS	H	K	L	M	N	O	P	Brida / Flange		
								Tipo / Type	Peso / Weight [lb]	
002	0.138	0.276	4.134	3.346	2.756	<sup>2.7548</sup> / <sub>2.7536</sub>	0.256	3.543	F105	0.22
	0.138	0.315	4.724	3.937	3.150	<sup>3.1488</sup> / <sub>3.1476</sub>	0.276	3.937	F120	0.44
	0.138	0.315	5.512	4.528	3.740	<sup>3.7386</sup> / <sub>3.7372</sub>	0.354	4.528	F140	0.44

Brida Motor / Motor flange	
1	Dimensiones NEMA NEMA Dimensions
	56 C
N	4.5
M	5.88
P	6.5
D	0.625
LM 002	6.61

Versión H / H Version										
CMG CMGIS	P	Q	R	S	U	V	X	Z	Patas / Foot	
									Tipo / Type	Peso / Weight [lb]
002	0.709	2.362	3.150	0.354	3.937	0.394	2.362	4.724	H60	0.44
	0.709	3.150	4.094	0.354	4.331-4.724	0.394	2.953	5.709	H75	0.66
	0.709	1.968-3.425	4.331	0.354	4.331	0.394	3.346	5.315	H85	0.88

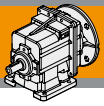
Combinaciones Posibles H/F Possible combinations H/F			
F105	F120	F140	
•	•	•	
•	•	•	
•	•	•	

Preferencial / Preferred

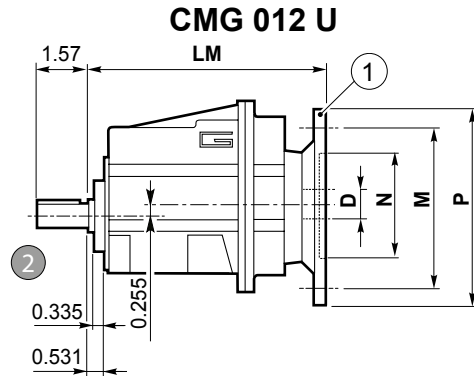
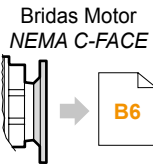
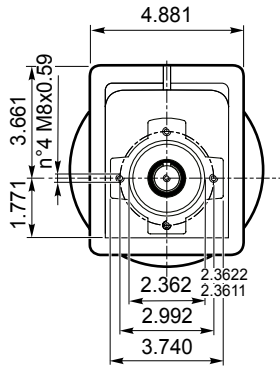
• Combinaciones posibles H/F / Possible combinations H/F





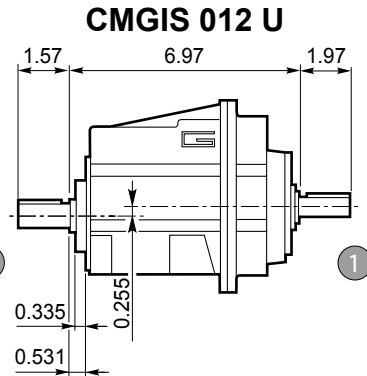
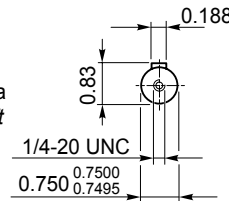


**CMG 012 U - CMG 013 U**



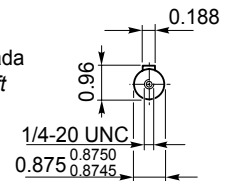
Eje de salida  
Output shaft

2

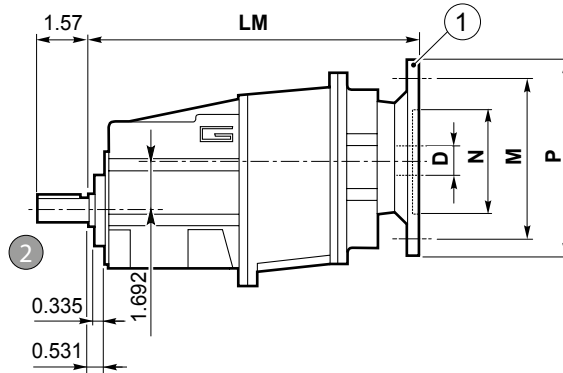
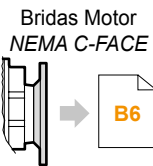
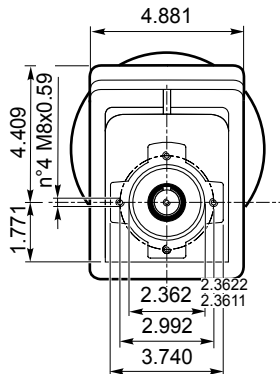


Eje de entrada  
Input shaft

1

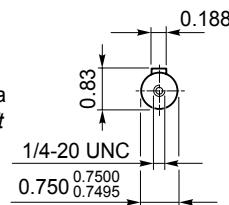


**CMG 013 U**

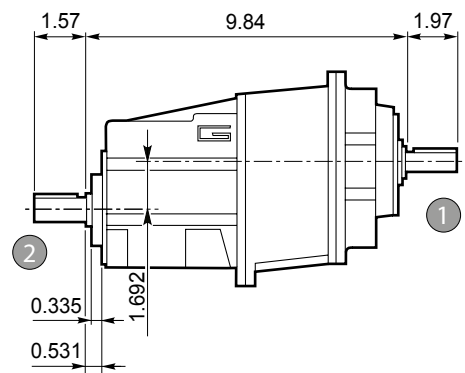


Eje de salida  
Output shaft

2

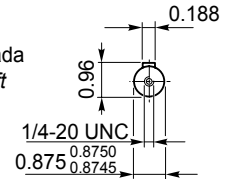


**CMGIS 013 U**

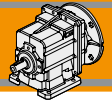


Eje de entrada  
Input shaft

1



Brida Motor / Motor flange		
① Dimensiones NEMA NEMA Dimensions		
	56 C	140 TC
N		4.5
M		5.88
P		6.5
D	0.625	0.875
LM 012		7.87
LM 013		10.75



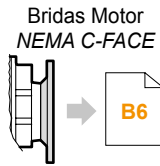
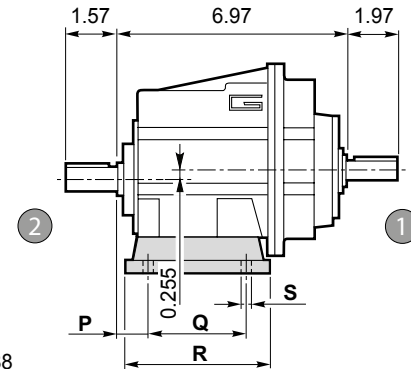
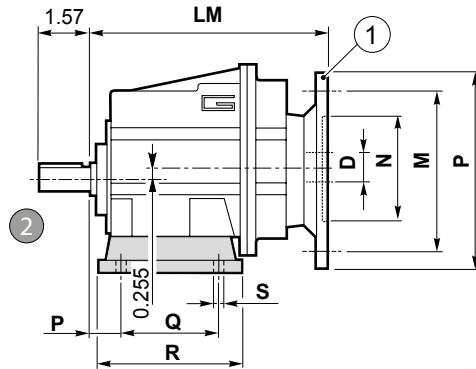
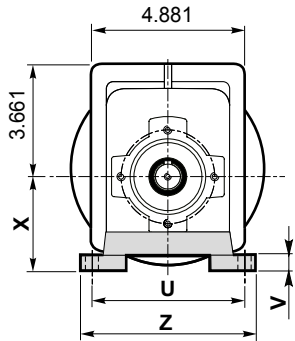
Dimensiones

Dimensions

CMG 012 H.. - CMG 013 H..

CMG 012 H..

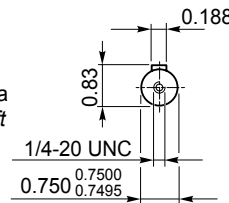
CMGIS 012 H..



lb 14.2

Eje de salida  
Output shaft

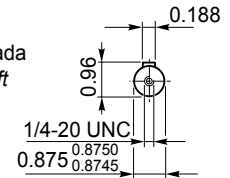
2



lb 13.4

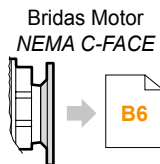
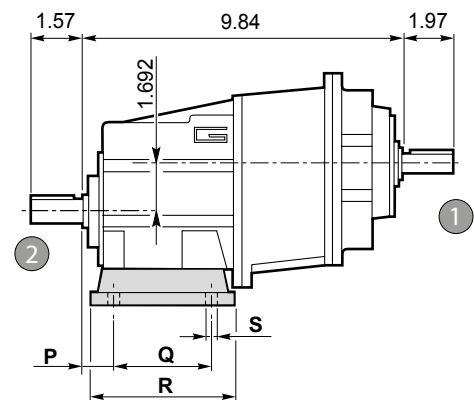
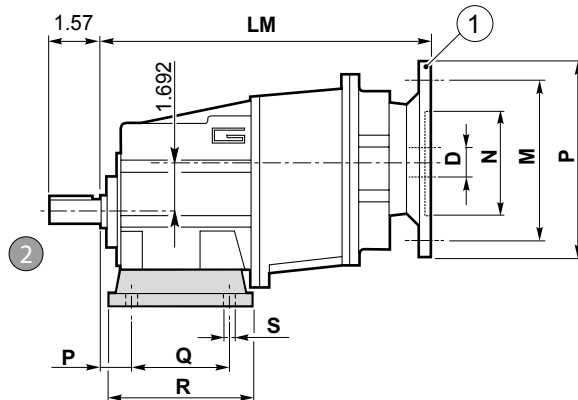
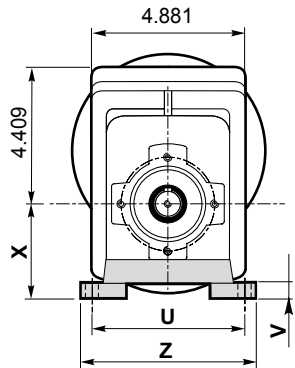
Eje de entrada  
Input shaft

1



CMG 013 H..

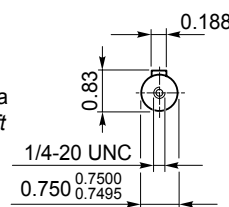
CMGIS 013 H..



lb 20.1

Eje de salida  
Output shaft

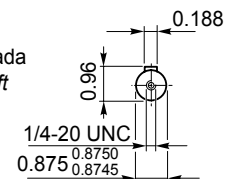
2



lb 20

Eje de entrada  
Input shaft

1

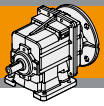


Versión H / H Version									Patás / Foot	
CMG CMGIS	P	Q	R	S	U	V	X	Z	Tipo / Type	Peso / Weight [lb]
012 013	0.787	3.346	4.252	0.354	4.528	0.472	2.559	5.472	H65	1.543
	0.709	3.150	4.646	0.354	4.331	0.472	2.953	5.512	H75	2.205
	0.984	3.346	4.724	0.354	4.724	0.472	3.150	5.512	H80	2.425
	0.709	1.968-3.425	4.646	0.354	4.331	0.472	3.346	5.118	H85	2.646
	0.984	5.118	6.063	0.354	4.331	0.472	3.543	5.315	H90	3.307
	0.709	2.362-4.232	5.315	0.433	5.118	0.472	3.937	6.102	H100	3.748

Preferencial / Preferred

Brida Motor / Motor flange		
1 Dimensiones NEMA NEMA Dimensions		
	56 C	140 TC
N	4.5	
M	5.88	
P	6.5	
D	0.625	0.875
LM 012	7.87	
LM 013	10.75	





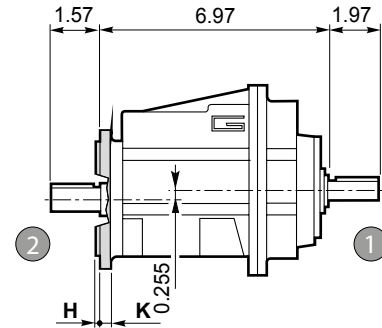
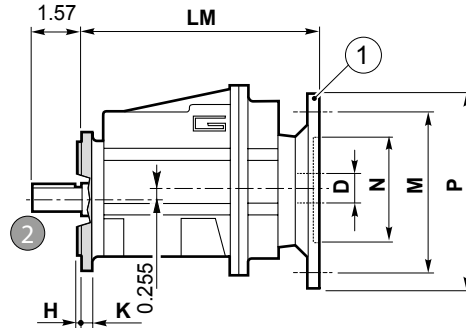
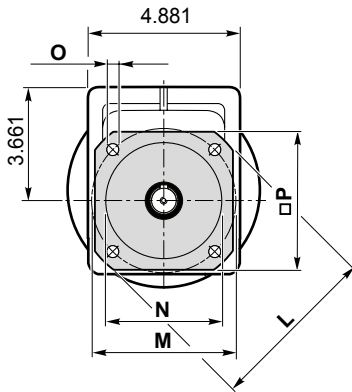
Dimensiones

Dimensions

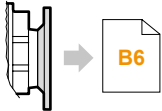
**CMG 012 F - CMG 013 F**

**CMG 012 F..**

**CMGIS 012 F..**



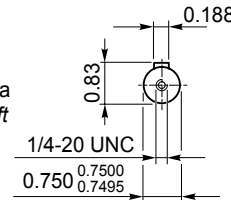
Bridas Motor  
NEMA C-FACE



lb  
14.2

Eje de salida  
Output shaft

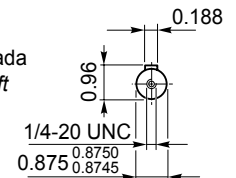
2



lb  
13.4

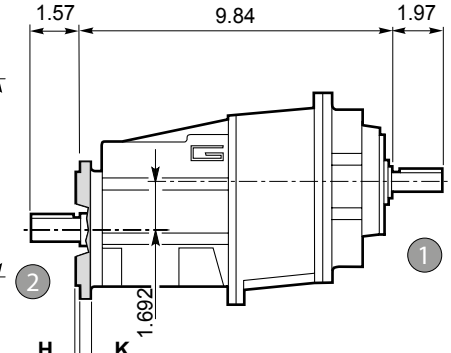
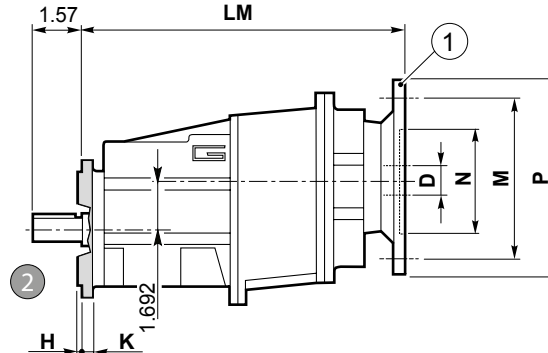
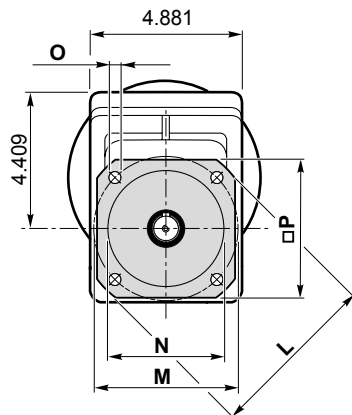
Eje de entrada  
Input shaft

1

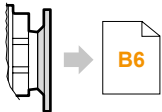


**CMG 013 F..**

**CMGIS 013 F..**



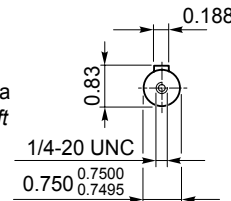
Bridas Motor  
NEMA C-FACE



lb  
20.1

Eje de salida  
Output shaft

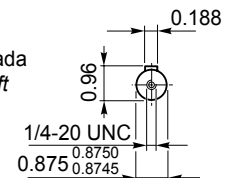
2



lb  
20

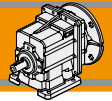
Eje de entrada  
Input shaft

1



Versión F / F Version										
CMG CMGIS	H	K	L	M	N	O	P	Brida / Flange		
								Tipo / Type	Peso / Weight [lb]	
012 013	0.118	0.354	4.724	3.937	3.150	3.1488 3.1476	0.354	4.173	F120	1.102
	0.138	0.354	5.512	4.528	3.740	3.7386 3.7372	0.354	4.528	F140	1.764
	0.138	0.354	6.299	5.118	4.331	4.3296 4.3282	0.354	4.961	F160	2.425
	0.138	0.433	7.874	6.496	5.118	5.1163 5.1147	0.433	6.496	F200	3.968

Brida Motor / Motor flange		
1	Dimensiones NEMA NEMA Dimensions	
	56 C	140 TC
N	4.5	
M	5.88	
P	6.5	
D	0.625	0.875
LM 012	7.87	
LM 013	10.75	



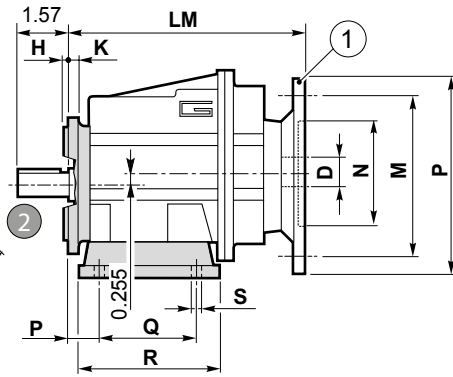
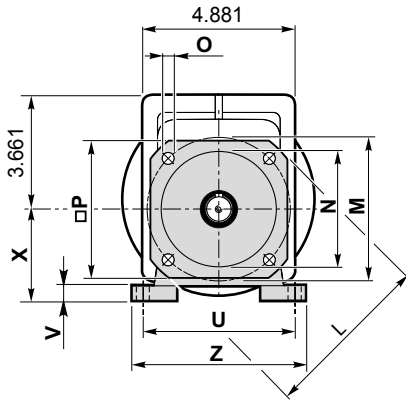
Dimensiones

Dimensions

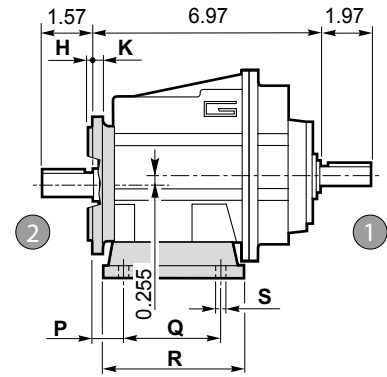
CMG 012 H../F.. - CMG 013 H../F..

CMG 012 H../F..

CMGIS 012 H../F..



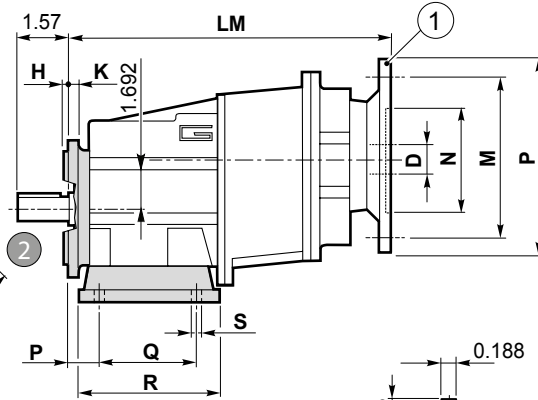
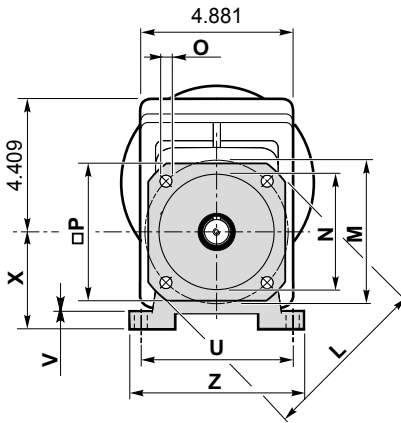
lb  
14.5



lb  
13.7

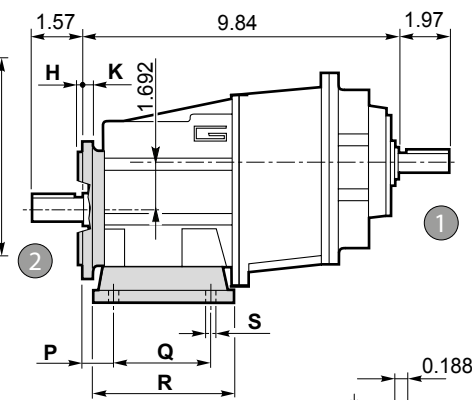
CMG 013 H../F..

CMGIS 013 H../F..



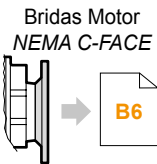
lb  
20.1

Eje de salida  
Output shaft  
1/4-20 UNC  
0.750 0.7500  
0.750 0.7495



lb  
20

Eje de entrada  
Input shaft  
1/4-20 UNC  
0.875 0.8750  
0.875 0.8745



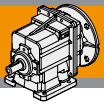
CMG CMGIS	Versión F / F Version							Brida / Flange		
	H	K	L	M	N	O	P	Tipo / Type	Peso / Weight [lb]	
012 013	0.118	0.354	4.724	3.937	3.150	3.1488 3.1476	0.354	4.173	F120	1.102
	0.138	0.354	5.512	4.528	3.740	3.7386 3.7372	0.354	4.528	F140	1.764
	0.138	0.354	6.299	5.118	4.331	4.3296 4.3282	0.354	4.961	F160	2.425
	0.138	0.433	7.874	6.496	5.118	5.1163 5.1147	0.433	6.496	F200	3.968

Brida Motor / Motor flange			
1	Dimensiones NEMA NEMA Dimensions		
	56 C	140 TC	
N	4.5		
M	5.88		
P	6.5		
D	0.625	0.875	
LM 012	7.87		
LM 013	10.75		

CMG CMGIS	Versión H / H Version								Combinaciones posibles H/F Possible combinations H/F					
	P	Q	R	S	U	V	X	Z	Patas / Foot		F120	F140	F160	F200
									Tipo / Type	Peso / Weight [lb]				
012 013	0.787	3.346	4.252	0.354	4.528	0.472	2.559	5.472	H65	1.543	•	•		
	0.709	3.150	4.646	0.354	4.331	0.472	2.953	5.512	H75	2.205	•	•	•	
	0.984	3.346	4.724	0.354	4.724	0.472	3.150	5.512	H80	2.425	•	•	•	
	0.709	1.968-3.425	4.646	0.354	4.331	0.472	3.346	5.118	H85	2.646	•	•	•	
	0.984	5.118	6.063	0.354	4.331	0.472	3.543	5.315	H90	3.307	•	•	•	•
	0.709	2.362-4.232	5.315	0.433	5.118	0.472	3.937	6.102	H100	3.748	•	•	•	•

Preferencial / Preferred

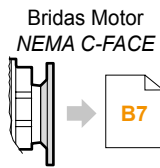
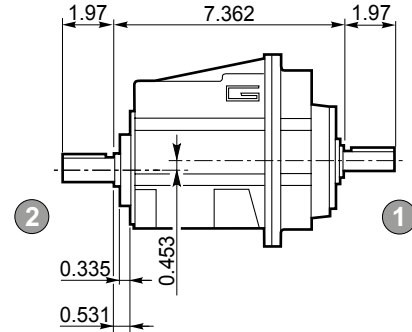
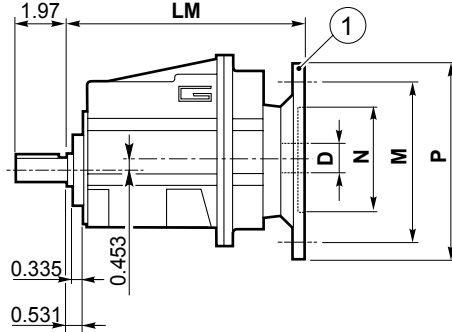
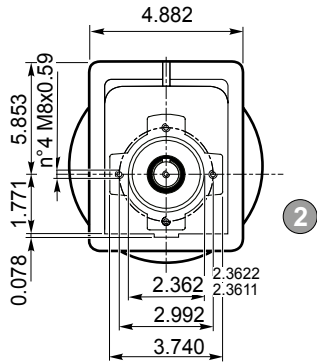
• Combinaciones posibles H/F / Possible combinations H/F



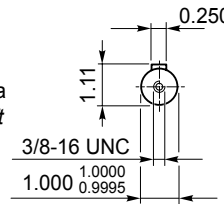
**CMG 022 U - CMG 023 U**

**CMG 022 U**

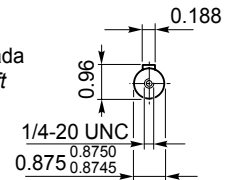
**CMGIS 022 U**



Eje de salida  
Output shaft

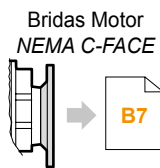
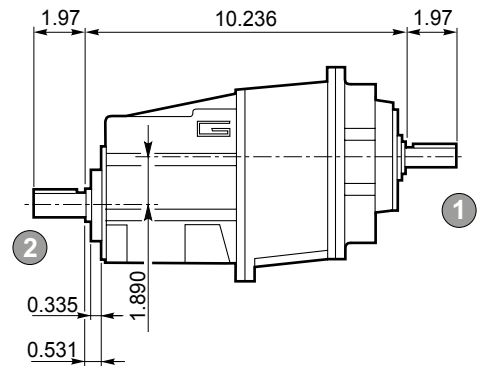
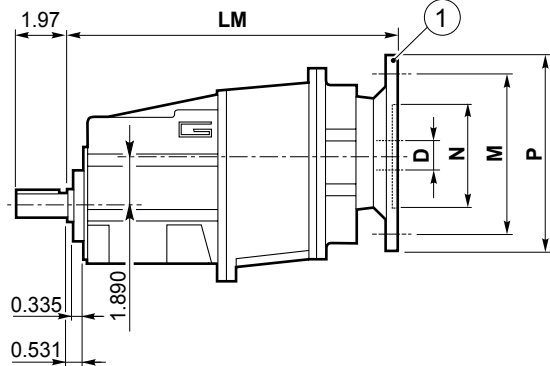
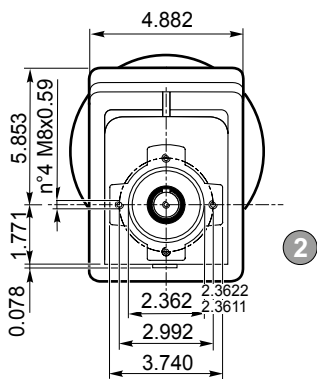


Eje de entrada  
Input shaft

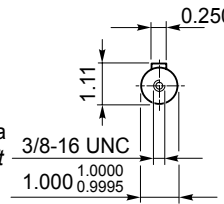


**CMG 023 U**

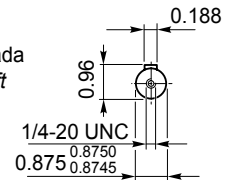
**CMGIS 023 U**



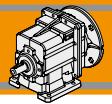
Eje de salida  
Output shaft



Eje de entrada  
Input shaft



Brida Motor / Motor flange		
① Dimensiones NEMA NEMA Dimensions		
	56 C	140 TC
N		4.5
M		5.88
P		6.5
D	0.625	0.875
LM 022		8.268
LM 023		10.61



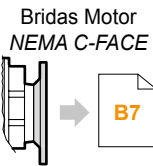
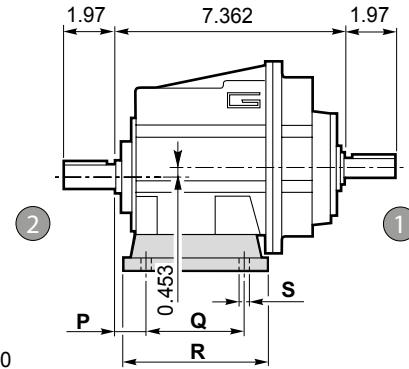
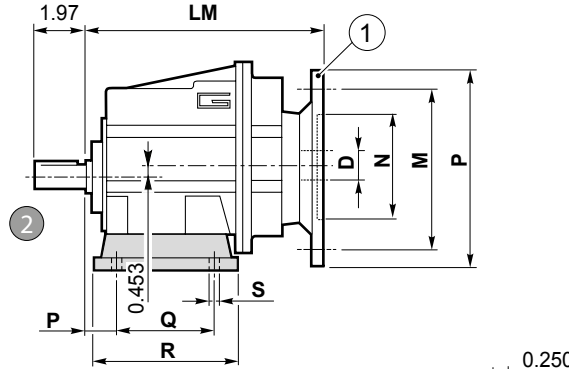
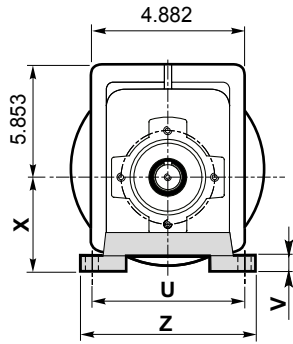
Dimensiones

Dimensions

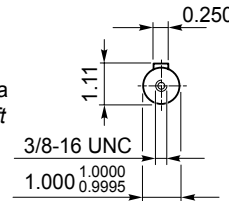
CMG 022 H.. - CMG 023 H..

CMG 022 H..

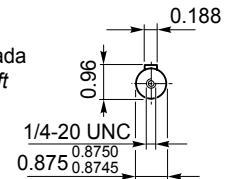
CMGIS 022 H..



Eje de salida  
Output shaft

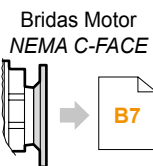
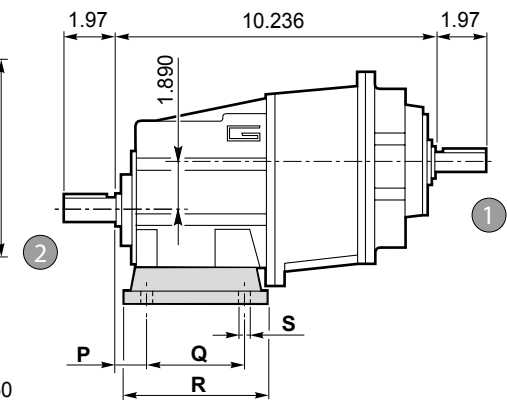
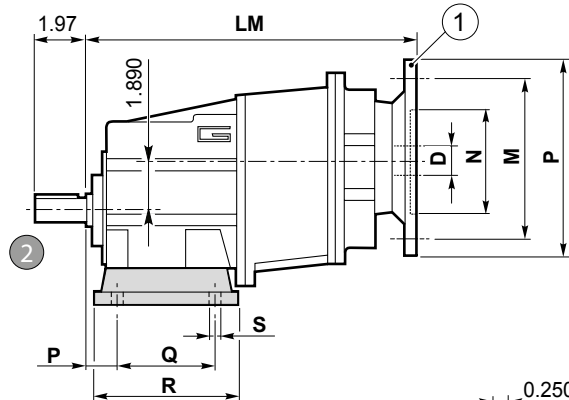
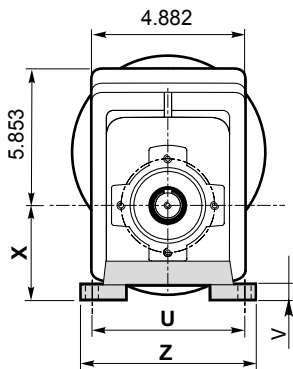


Eje de entrada  
Input shaft

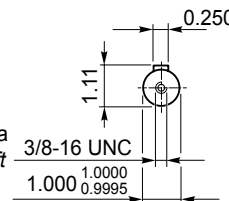


CMG 023 H..

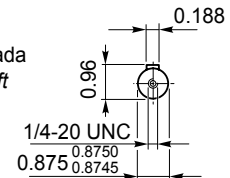
CMGIS 023 H..



Eje de salida  
Output shaft



Eje de entrada  
Input shaft

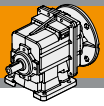


Versión H / H Version										
CMG CMGIS	P	Q	R	S	U	V	X	Z	Patás / Foot	
									Tipo / Type	Peso / Weight [lb]
022 023	0.787	3.346	4.252	0.354	4.528	0.472	2.559	5.472	H65	1.543
	0.709	3.150	4.646	0.354	4.331	0.472	2.953	5.512	H75	2.205
	0.984	3.346	4.724	0.354	4.724	0.472	3.150	5.512	H80	2.425
	0.709	1.968-3.425	4.646	0.354	4.331	0.472	3.346	5.118	H85	2.646
	0.984	5.118	6.063	0.354	4.331	0.472	3.543	5.315	H90	3.307
	0.709	2.362-4.232	5.315	0.433	5.118	0.472	3.937	6.102	H100	3.748

Brida Motor / Motor flange		
1	Dimensiones NEMA NEMA Dimensions	
		56 C
N	4.5	
M	5.88	
P	6.5	
D	0.625	0.875
LM 022	8.268	
LM 023	10.61	

Preferencial / Preferred





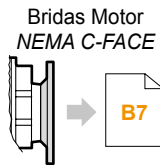
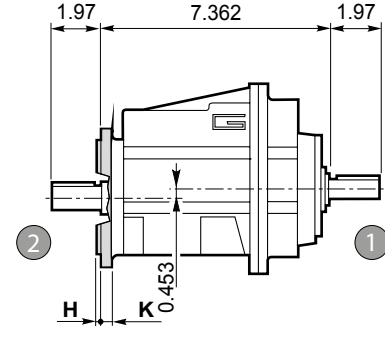
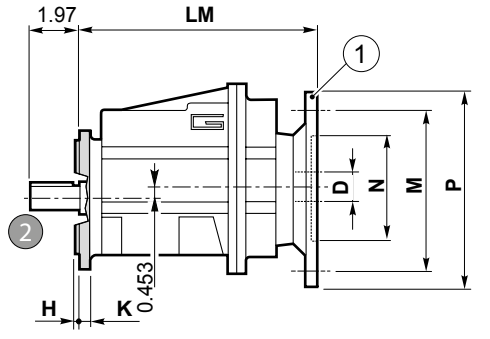
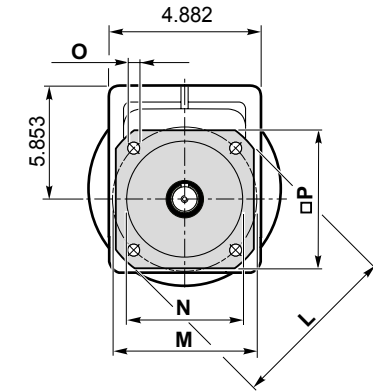
Dimensiones

Dimensions

**CMG 022 F.. - CMG 023 F..**

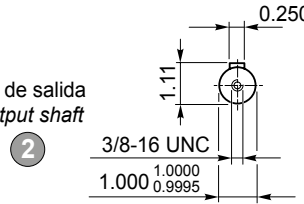
**CMG 022 F..**

**CMGIS 022 F..**



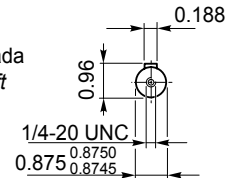
lb  
16.6

Eje de salida  
Output shaft



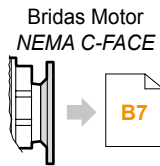
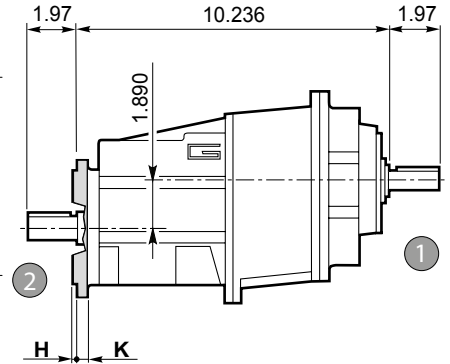
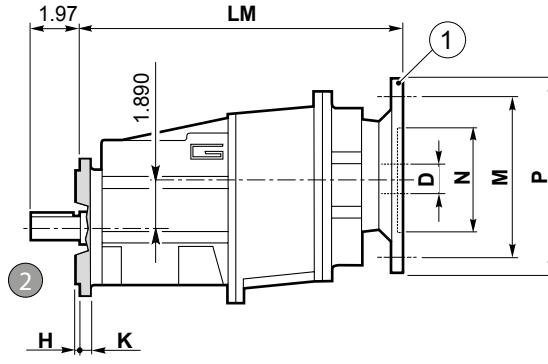
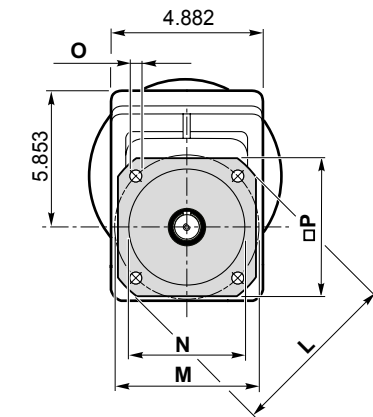
lb  
15.8

Eje de entrada  
Input shaft



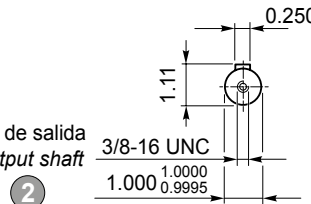
**CMG 023 F..**

**CMGIS 023 F..**



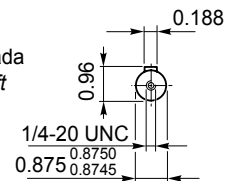
lb  
23.3

Eje de salida  
Output shaft



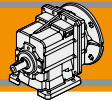
lb  
22.5

Eje de entrada  
Input shaft



Versión F / F Version										
CMG CMGIS	H	K	L	M	N	O	P	Brida / Flange		
								Tipo / Type	Peso / Weight [lb]	
022 023	0.118	0.354	4.724	3.937	3.150	3.1488 3.1476	0.354	4.173	F120	1.102
	0.138	0.354	5.512	4.528	3.740	3.7386 3.7372	0.354	4.528	F140	1.764
	0.138	0.354	6.299	5.118	4.331	4.3296 4.3282	0.354	4.961	F160	2.425
	0.138	0.433	7.874	6.496	5.118	5.1163 5.1147	0.433	6.496	F200	3.968

Brida Motor / Motor flange		
①	Dimensiones NEMA NEMA Dimensions	
	56 C	140 TC
N	4.5	
M	5.88	
P	6.5	
D	0.625	0.875
LM 022	8.268	
LM 023	10.61	



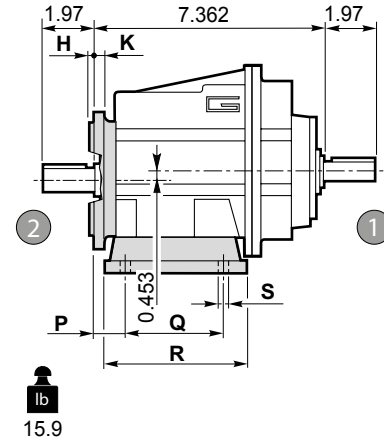
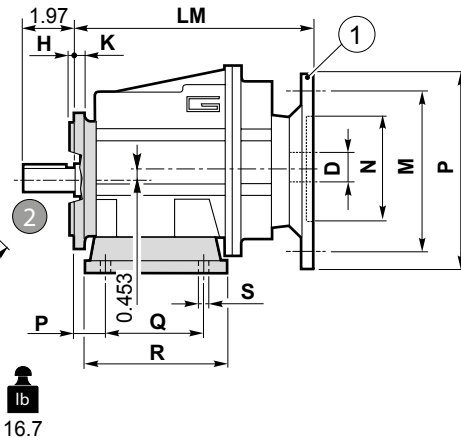
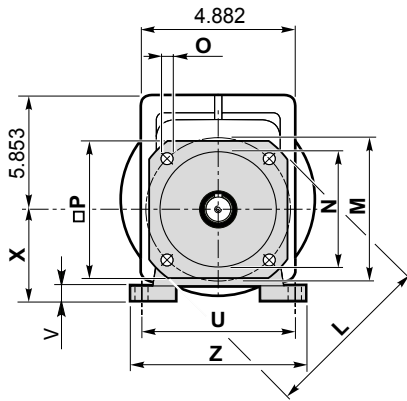
Dimensiones

Dimensions

CMG 022 H../F.. - CMG 023 H../F..

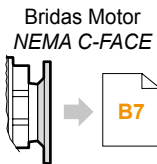
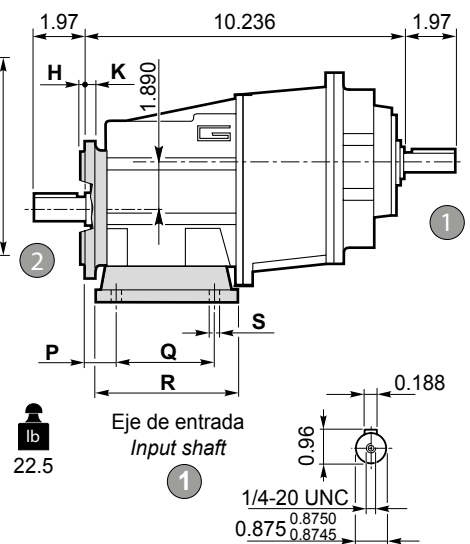
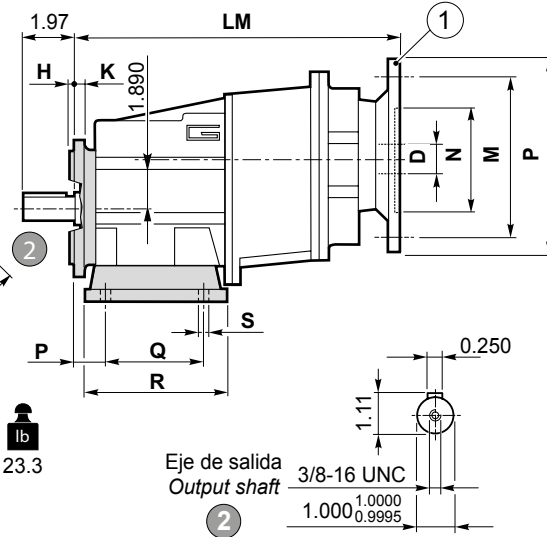
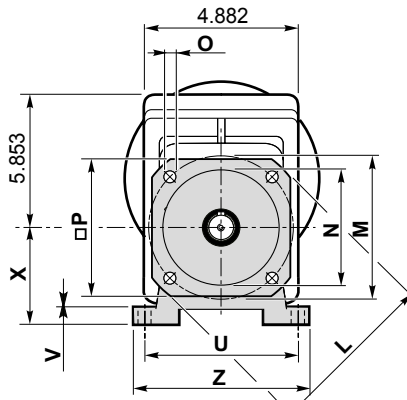
CMG 022 H../F..

CMGIS 022 H../F..



CMG 023 H../F..

CMGIS 023 H../F..



CMG CMGIS	Versión F / F Version							Brida / Flange	
	H	K	L	M	N	O	P	Tipo / Type	Peso / Weight [lb]
	022	0.118	0.354	4.724	3.937	3.150	3.1488 3.1476	0.354	F120
023	0.138	0.354	5.512	4.528	3.740	3.7386 3.7372	0.354	F140	1.764
	0.138	0.354	6.299	5.118	4.331	4.3296 4.3282	0.354	F160	2.425
	0.138	0.433	7.874	6.496	5.118	5.1163 5.1147	0.433	F200	3.968

Brida Motor / Motor flange			
1 Dimensiones NEMA NEMA Dimensions			
	56 C	140 TC	
N	4.5		
M	5.88		
P	6.5		
D	0.625	0.875	
LM 022	8.268		
LM 023	10.61		

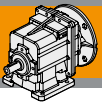
CMG CMGIS	Versión H / H Version								Combinaciones posibles H/F Possible combinations H/F					
	P	Q	R	S	U	V	X	Z	Patas / Foot		F120	F140	F160	F200
									Tipo / Type	Peso / Weight [lb]				
022 023	0.787	3.346	4.252	0.354	4.528	0.472	2.559	5.472	H65	1.543	•	•		
	0.709	3.150	4.646	0.354	4.331	0.472	2.953	5.512	H75	2.205	•	•	•	
	0.984	3.346	4.724	0.354	4.724	0.472	3.150	5.512	H80	2.425	•	•	•	
	0.709	1.968-3.425	4.646	0.354	4.331	0.472	3.346	5.118	H85	2.646	•	•	•	
	0.984	5.118	6.063	0.354	4.331	0.472	3.543	5.315	H90	3.307	•	•	•	•
	0.709	2.362-4.232	5.315	0.433	5.118	0.472	3.937	6.102	H100	3.748	•	•	•	•

Preferencial / Preferred

• Combinaciones posibles H/F / Possible combinations H/F







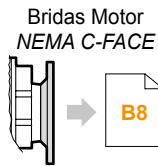
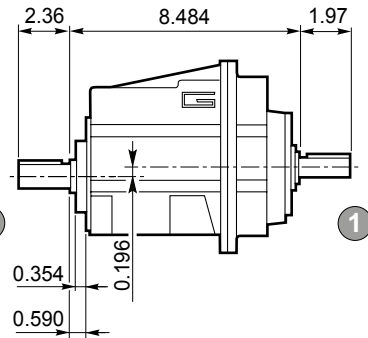
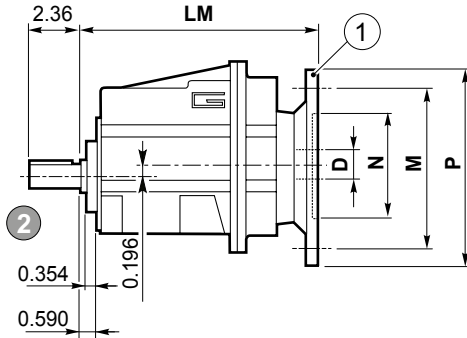
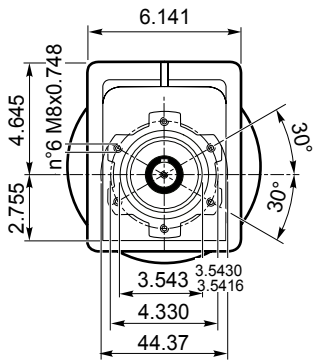
Dimensiones

Dimensions

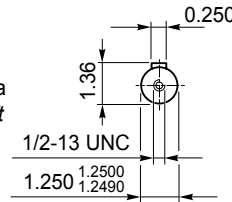
**CMG 032 U - CMG 033 U**

**CMG 032 U**

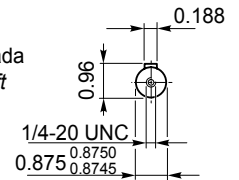
**CMGIS 032 U**



Eje de salida  
Output shaft

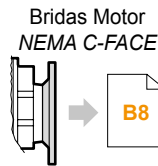
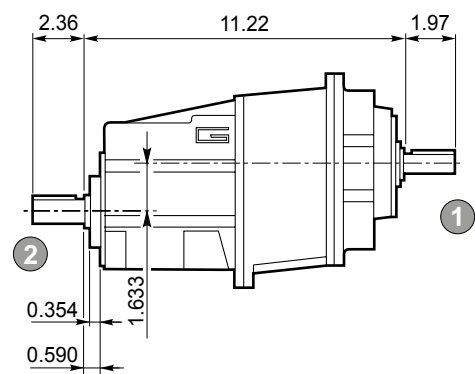
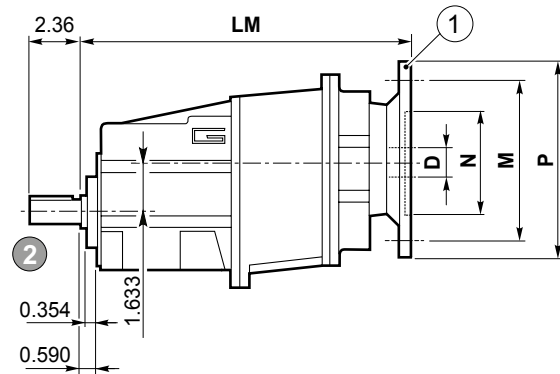
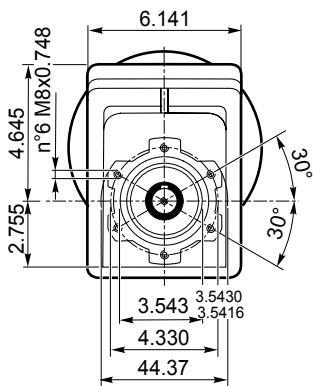


Eje de entrada  
Input shaft

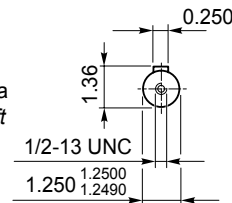


**CMG 033 U**

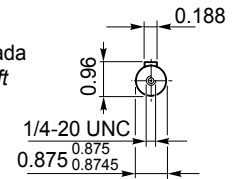
**CMGIS 033 U**



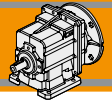
Eje de salida  
Output shaft



Eje de entrada  
Input shaft



Brida Motor / Motor flange			
① Dimensiones NEMA NEMA Dimensions			
	56 C	140 TC	180 TC
N		4.5	4.5
M		5.88	7.25
P		6.5	9
D	0.625	0.875	1.125
LM 032		9.705	9.612
LM 033		12.126	-



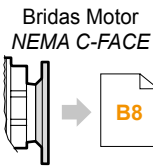
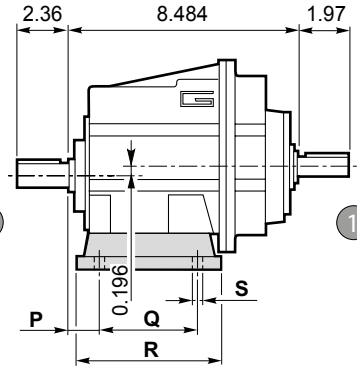
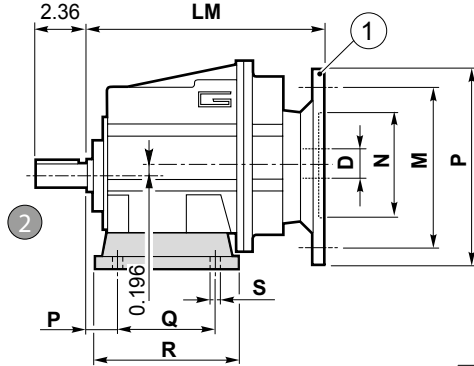
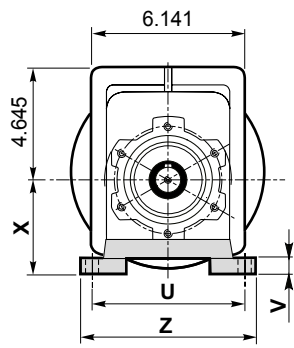
Dimensiones

Dimensions

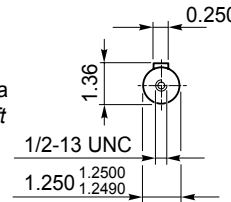
CMG 032 H.. - CMG 033 H..

CMG 032 H..

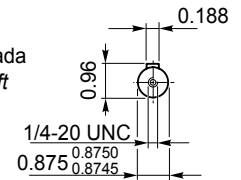
CMGIS 032 H..



Eje de salida  
Output shaft

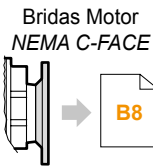
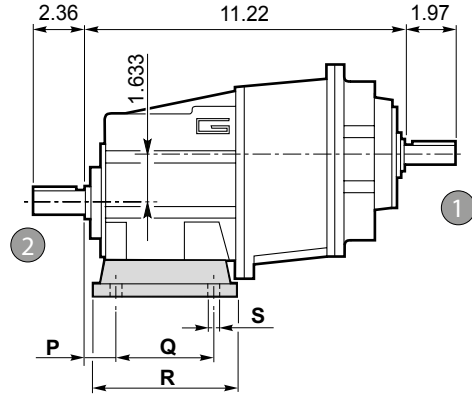
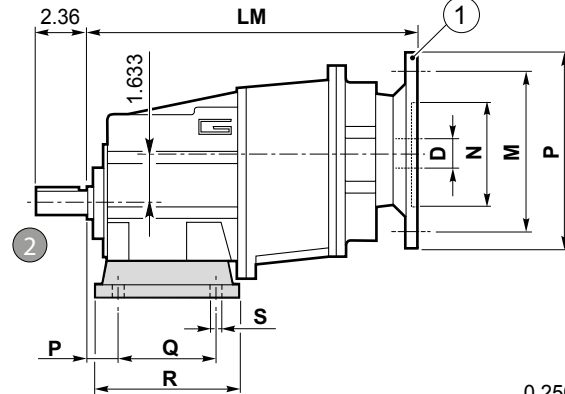
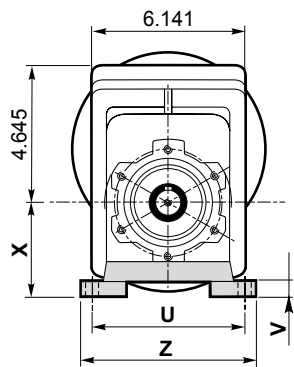


Eje de entrada  
Input shaft

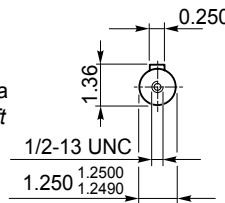


CMG 033 H..

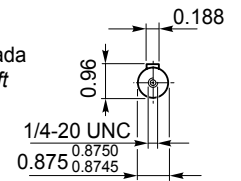
CMGIS 033 H..



Eje de salida  
Output shaft



Eje de entrada  
Input shaft

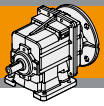


Versión H / H Version										
CMG CMGIS	P	Q	R	S	U	V	X	Z	Patás / Foot	
									Tipo / Type	Peso / Weight [lb]
032 033	1.181	4.134	5.354	0.551	6.299	0.551	3.740	7.638	H95	3.307
	1.181	3.937	5.905	0.433	5.905	0.551	4.331	7.283	H110	4.189
	0.709	2.756			6.299					
	1.181	6.496	7.677	0.551	5.315	0.551	4.528	6.693	H115	4.850
	1.378	4.331	6.299	0.551	6.693	0.551	4.724	8.268	H120	5.732

Preferencial / Preferred

Brida Motor / Motor flange			
1	Dimensiones NEMA NEMA Dimensions		
	56 C	140 TC	180 TC
N	4.5	4.5	
M	5.88	7.25	
P	6.5	9	
D	0.625	0.875	1.125
LM 032	9.705		9.612
LM 033	12.126		-





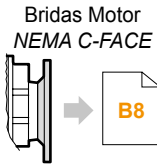
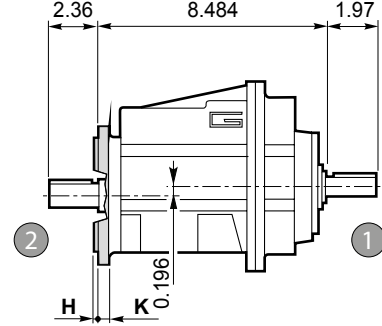
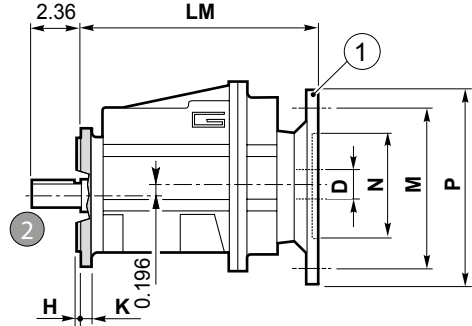
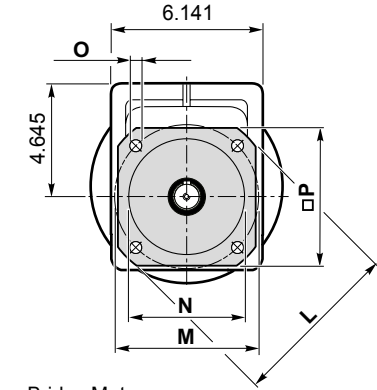
Dimensiones

Dimensions

**CMG 032 F.. - CMG 033 F..**

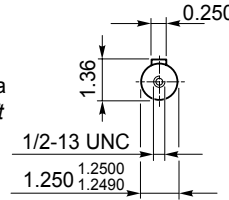
**CMG 032 F..**

**CMGIS 032 F..**



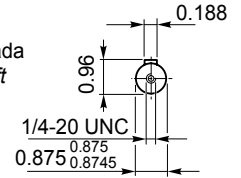
lb  
24.9

Eje de salida  
Output shaft  
2



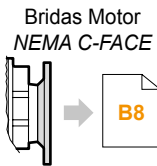
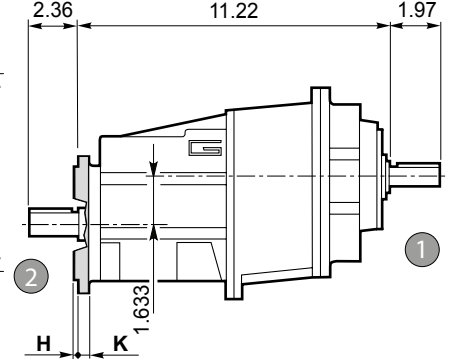
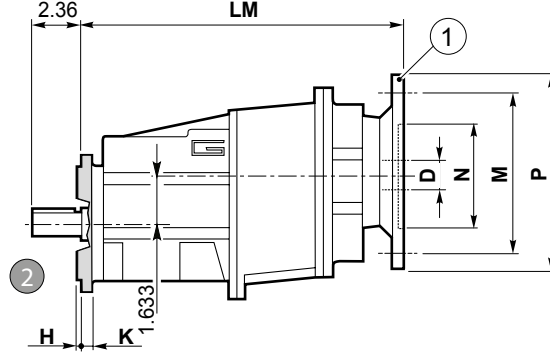
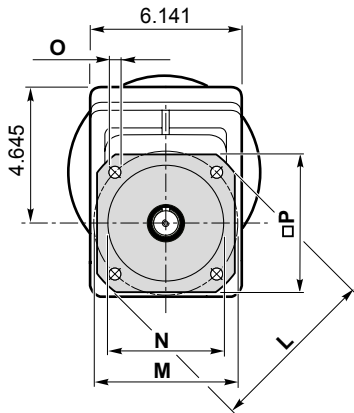
lb  
24.7

Eje de entrada  
Input shaft  
1



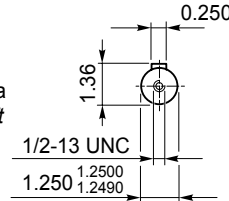
**CMG 033 F..**

**CMGIS 033 F..**



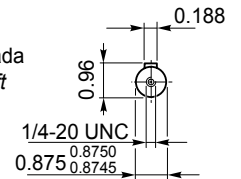
lb  
30

Eje de salida  
Output shaft  
2



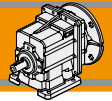
lb  
29.3

Eje de entrada  
Input shaft  
1



		Versión F / F Version							Brida / Flange		
CMG	CMGIS	H	K	L	M	N	O	P	Tipo / Type	Peso / Weight [lb]	
032 033		0.138	0.433	6.299	5.118	4.331	4.3296 4.3282	0.354	5.512	F160	2.205
		0.138	0.433	7.874	6.496	5.118	5.1163 5.1147	0.433	6.496	F200	3.968
		0.157	0.512	9.842	8.465	7.087	7.0853 7.0837	0.551	8.465	F250	6.393

Brida Motor / Motor flange		
1	Dimensiones NEMA NEMA Dimensions	
	56 C	140 TC
N	4.5	4.5
M	5.88	7.25
P	6.5	9
D	0.625	0.875
LM 032	9.705	9.612
LM 033	12.126	

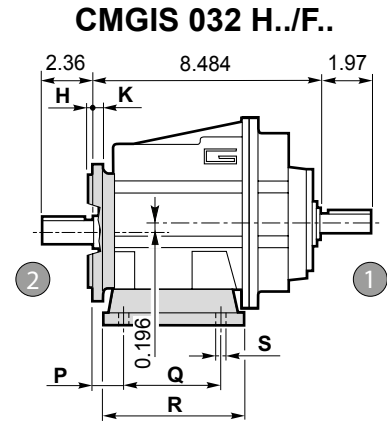
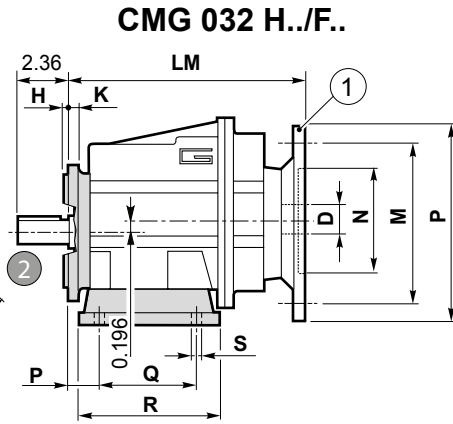
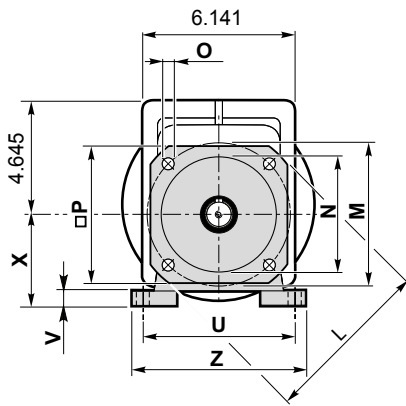


Dimensiones

Dimensions

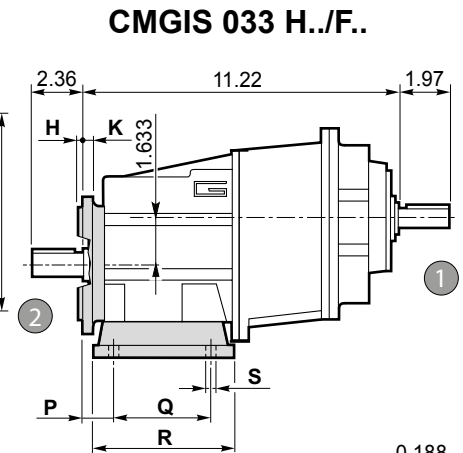
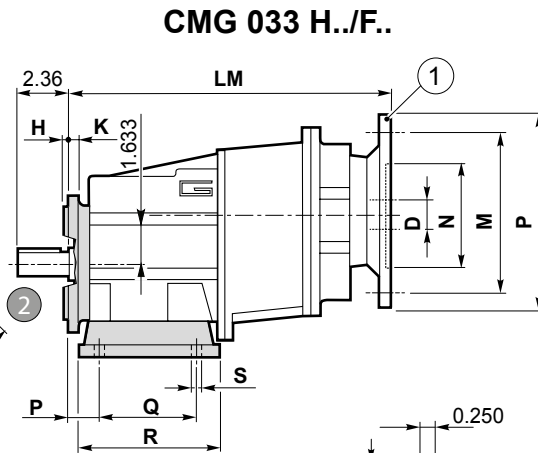
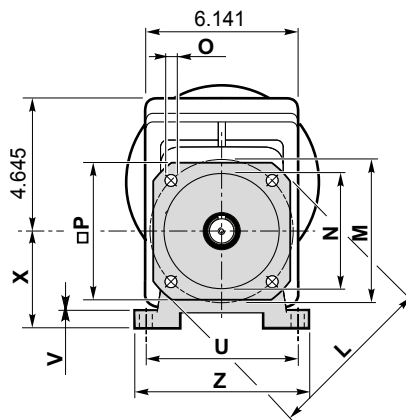
CMG 032 H../F.. - CMG 033 H../F..

CMG



lb  
24.9

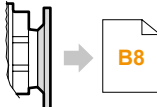
lb  
24.7



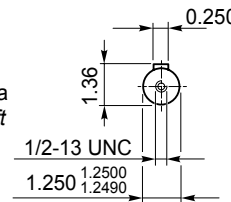
lb  
30

lb  
29.3

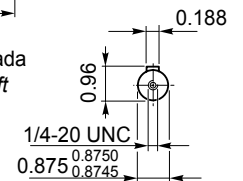
Bridas Motor  
NEMA C-FACE



Eje de salida  
Output shaft



Eje de entrada  
Input shaft



CMG CMGIS	Versión F / F Version							Brida / Flange		
	H	K	L	M	N	O	P	Tipo / Type	Peso / Weight [lb]	
032 033	0.138	0.433	6.299	5.118	4.331	4.3296 4.3282	0.354	5.512	F160	2.205
	0.138	0.433	7.874	6.496	5.118	5.1163 5.1147	0.433	6.496	F200	3.968
	0.157	0.512	9.842	8.465	7.087	7.0853 7.0837	0.551	8.465	F250	6.393

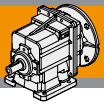
Brida Motor / Motor flange			
1	Dimensiones NEMA NEMA Dimensions		
	56 C	140 TC	180 TC
N	4.5		4.5
M	5.88		7.25
P	6.5		9
D	0.625	0.875	1.125
LM 032	9.705		9.612
LM 033	12.126		-

CMG CMGIS	Versión H / H Version								Combinaciones posibles H/F Possible combinations H/F						
	P	Q	R	S	U	V	X	Z	Patas / Foot		F120	F140	F160	F200	
										Tipo / Type					
										Peso / Weight [lb]					
032 033	1.181	4.134	5.354	0.551	6.299	0.551	3.740	7.638	H95	3.307	•	•			
	1.181	3.937	5.905	0.433	5.905	0.551	4.331	7.283	H110	4.189	•	•	•		
	0.709	2.756	5.905	0.433	6.299	0.551	4.331	7.283	H110	4.189	•	•	•		
	1.181	6.496	7.677	0.551	5.315	0.551	4.528	6.693	H115	4.850	•	•	•		
	1.378	4.331	6.299	0.551	6.693	0.551	4.724	8.268	H120	5.732	•	•	•	•	

Preferencial / Preferred

• Combinaciones posibles H/F / Possible combinations H/F

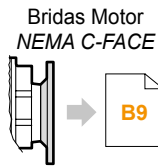
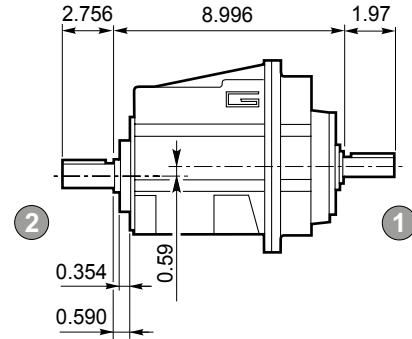
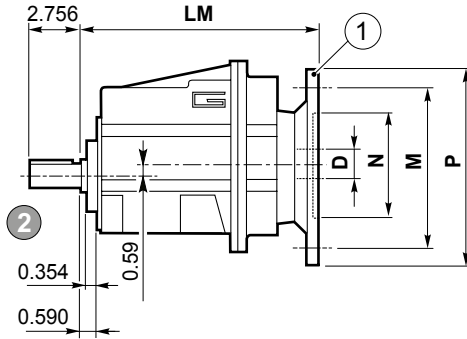
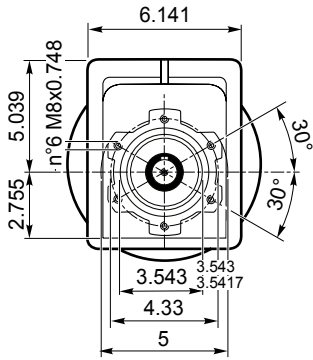




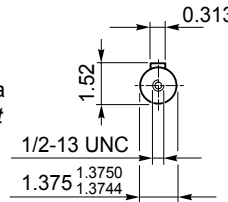
**CMG 042 U - CMG 043 U**

**CMG 042 U**

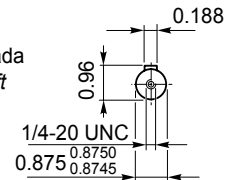
**CMGIS 042 U**



Eje de salida  
Output shaft

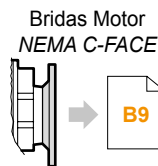
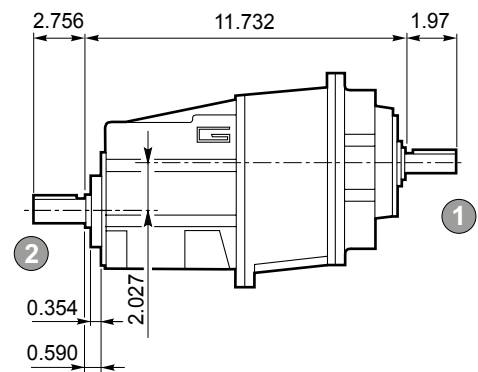
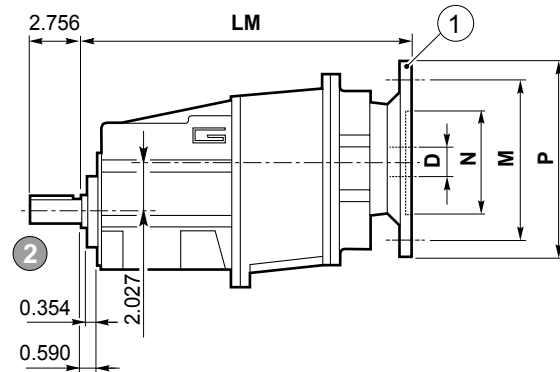
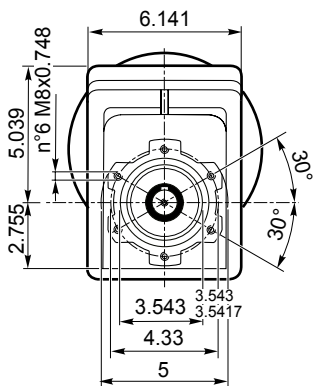


Eje de entrada  
Input shaft

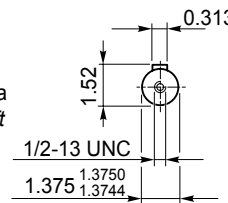


**CMG 043 U**

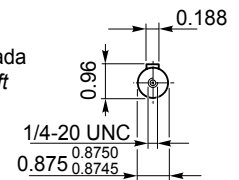
**CMGIS 043 U**



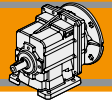
Eje de salida  
Output shaft



Eje de entrada  
Input shaft



Brida Motor / Motor flange			
① Dimensiones NEMA NEMA Dimensions			
	56 C	140 TC	180 TC
N		4.5	8.5
M		5.88	7.25
P		6.5	9
D	0.625	0.875	1.125
LM 042		10.217	10.124
LM 043		12.638	-



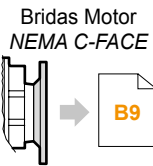
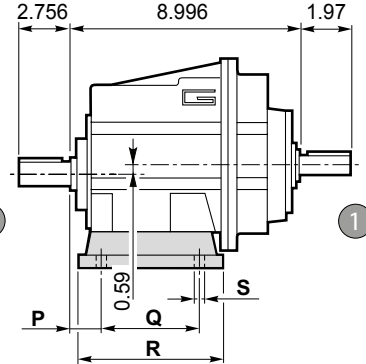
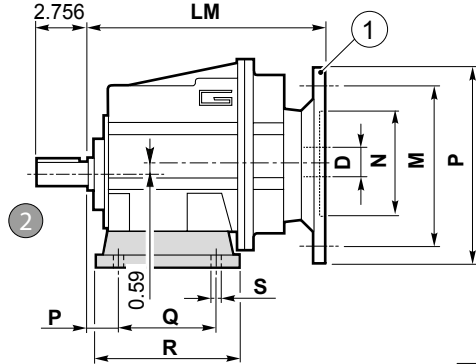
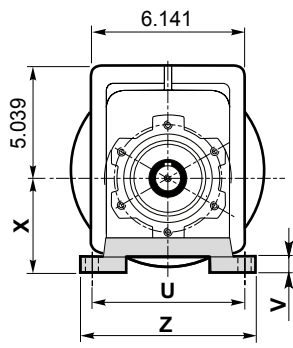
Dimensiones

Dimensions

CMG 042 H.. - CMG 043 H..

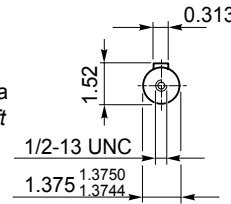
CMG 042 H..

CMGIS 042 H..



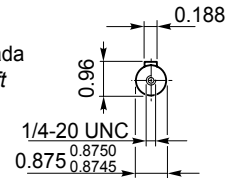
lb  
29.1

Eje de salida  
Output shaft



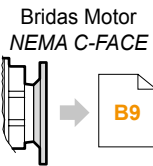
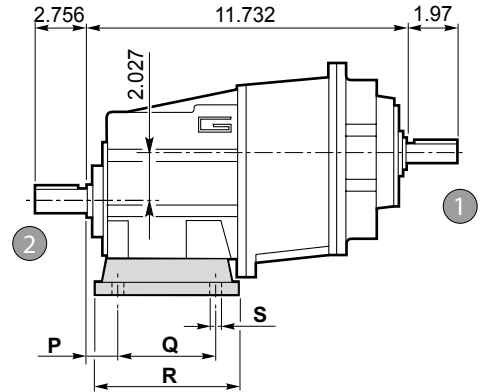
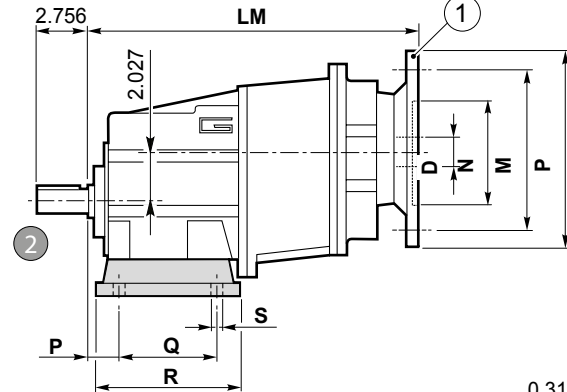
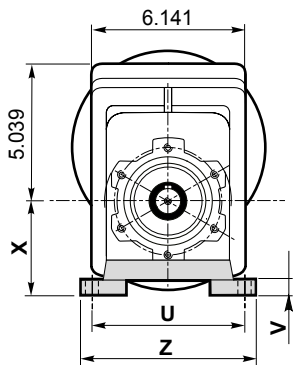
lb  
28.8

Eje de entrada  
Input shaft



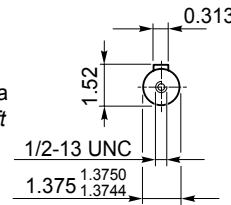
CMG 043 H..

CMGIS 043 H..



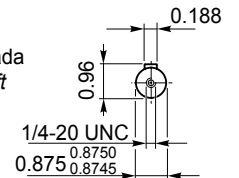
lb  
34.1

Eje de salida  
Output shaft



lb  
33.5

Eje de entrada  
Input shaft



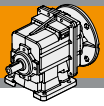
Versión H / H Version										
CMG CMGIS	P	Q	R	S	U	V	X	Z	Patas / Foot	
									Tipo / Type	Peso / Weight [lb]
042 043	1.181	4.134	5.354	0.551	6.299	0.551	3.740	7.638	H95	3.307
	1.181	3.937	5.905	0.433	5.905	0.551	4.331	7.283	H110	4.189
	0.709	2.756			6.299					
	1.181	6.496	7.677	0.551	5.315	0.551	4.528	6.693	H115	4.850
	1.378	4.331	6.299	0.551	6.693	0.551	4.724	8.268	H120	5.732

Preferencial / Preferred

Brida Motor / Motor flange			
1	Dimensiones NEMA NEMA Dimensions		
	56 C	140 TC	180 TC
N	4.5	8.5	
M	5.88	7.25	
P	6.5	9	
D	0.625	0.875	1.125
LM 042	10.217	10.124	
LM 043	12.638	-	



CMG



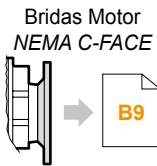
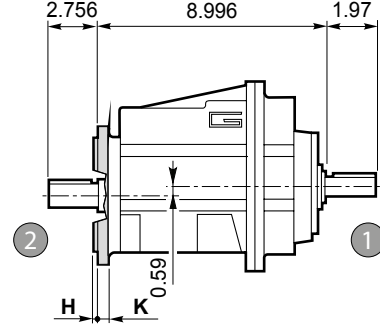
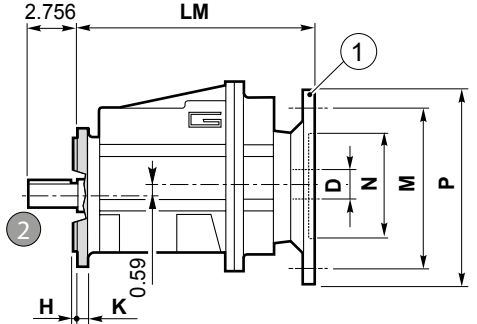
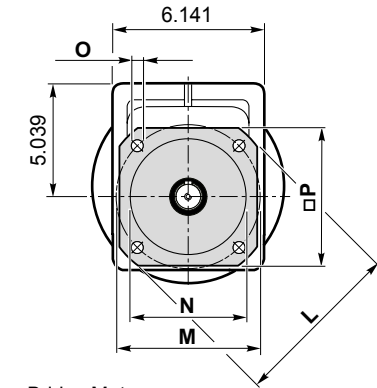
Dimensiones

Dimensions

**CMG 042 F.. - CMG 043 F..**

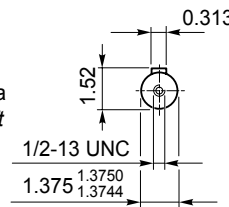
**CMG 042 F..**

**CMGIS 042 F..**



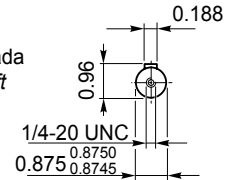
lb  
29.1

Eje de salida  
Output shaft  
②



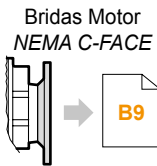
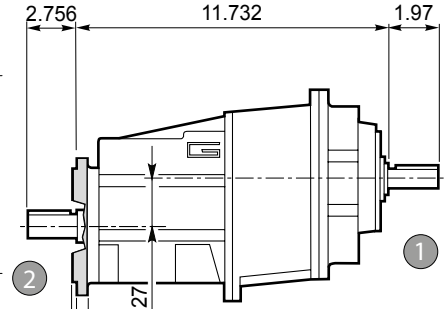
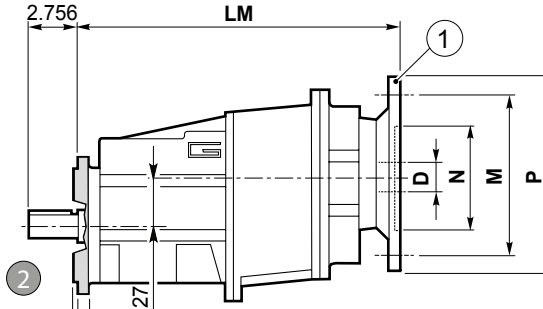
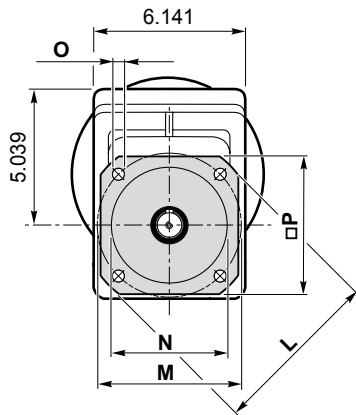
lb  
28.8

Eje de entrada  
Input shaft  
①



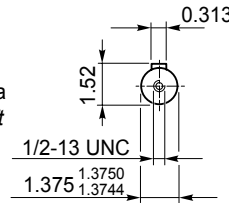
**CMG 043 F..**

**CMGIS 043 F..**



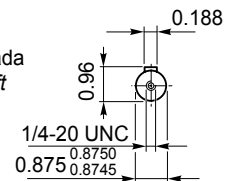
lb  
34.1

Eje de salida  
Output shaft  
②



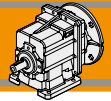
lb  
33.5

Eje de entrada  
Input shaft  
①



		Versión F / F Version								
CMG CMGIS	H	K	L	M	N	O	P	Brida / Flange		
								Tipo / Type	Peso / Weight [lb]	
042 043	0.138	0.433	6.299	5.118	4.331	4.3296 4.3282	0.354	5.512	F160	2.205
	0.138	0.433	7.874	6.496	5.118	5.1163 5.1147	0.433	6.496	F200	3.968
	0.157	0.512	9.842	8.465	7.087	7.0853 7.0837	0.551	8.465	F250	6.393

Brida Motor / Motor flange			
①	Dimensiones NEMA NEMA Dimensions		
	56 C	140 TC	180 TC
N	4.5		8.5
M	5.88		7.25
P	6.5		9
D	0.625	0.875	1.125
LM 042	10.217		10.124
LM 043	12.638		-



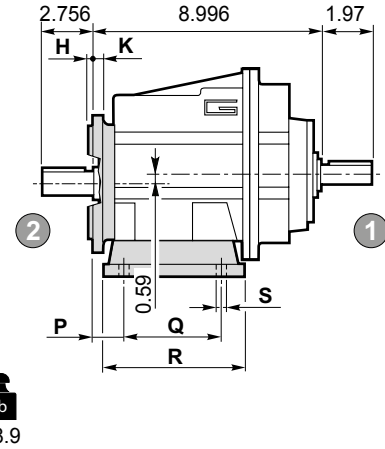
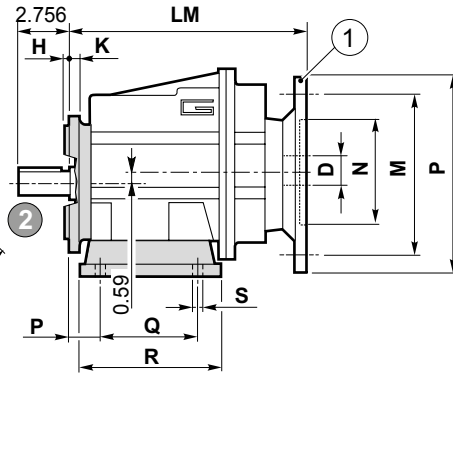
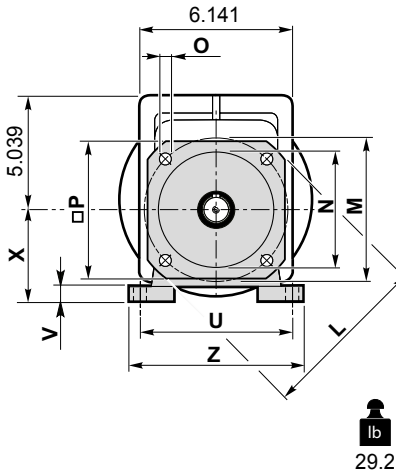
Dimensiones

Dimensions

CMG 042 H../F.. - CMG 043 H../F..

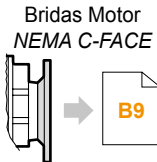
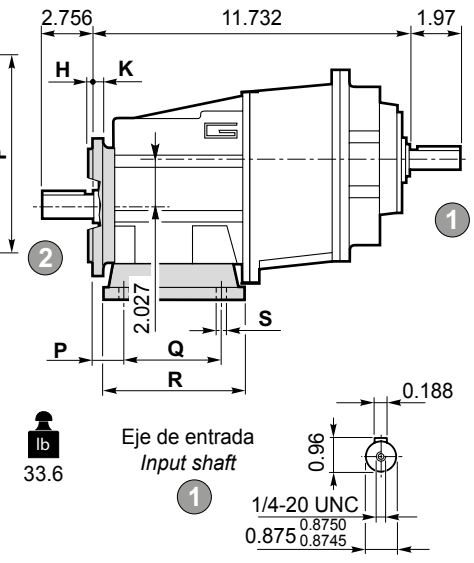
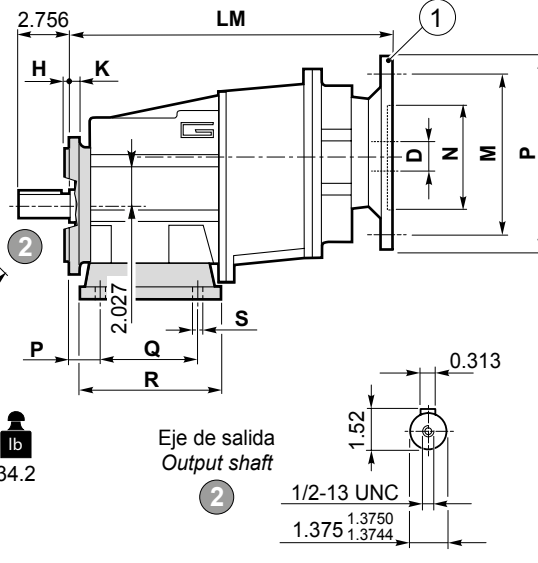
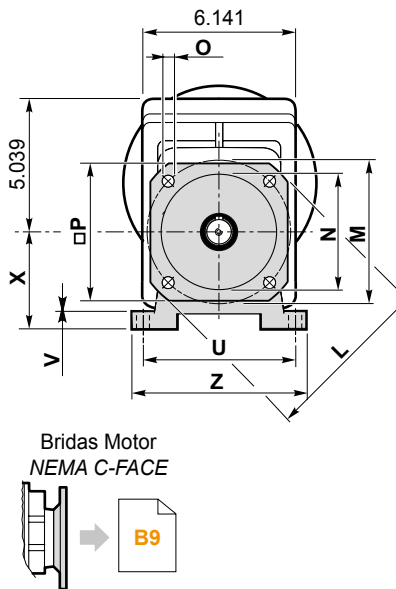
CMG 042 H../F..

CMGIS 042 H../F..



CMG 043 H../F..

CMGIS 043 H../F..



CMG CMGIS	Versión F / F Version							Brida / Flange		
	H	K	L	M	N	O	P	Tipo / Type	Peso / Weight [lb]	
042 043	0.138	0.433	6.299	5.118	4.331	4.3296 4.3282	0.354	5.512	F160	2.205
	0.138	0.433	7.874	6.496	5.118	5.1163 5.1147	0.433	6.496	F200	3.968
	0.157	0.512	9.842	8.465	7.087	7.0853 7.0837	0.551	8.465	F250	6.393

Brida Motor / Motor flange			
1	Dimensiones NEMA NEMA Dimensions		
	56 C	140 TC	180 TC
N	4.5		8.5
M	5.88		7.25
P	6.5		9
D	0.625	0.875	1.125
LM 042	10.217		10.124
LM 043	12.638		-

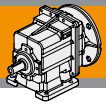
CMG CMGIS	Versión H / H Version								Combinaciones posibles H/F Possible combinations H/F					
	P	Q	R	S	U	V	X	Z	Patas / Foot		F120	F140	F160	F200
										Tipo / Type				
										Peso / Weight [lb]				
042 043	1.181	4.134	5.354	0.551	6.299	0.551	3.740	7.638	H95	3.307	•	•		
	1.181	3.937	5.905	0.433	5.905	0.551	4.331	7.283	H110	4.189	•	•	•	
	0.709	2.756	5.905	0.433	6.299	0.551	4.331	7.283	H110	4.189	•	•	•	
	1.181	6.496	7.677	0.551	5.315	0.551	4.528	6.693	H115	4.850	•	•	•	
	1.378	4.331	6.299	0.551	6.693	0.551	4.724	8.268	H120	5.732	•	•	•	•

Preferencial / Preferred

• Combinaciones posibles H/F / Possible combinations H/F





**CMG****REDUCTORES COAXIALES DE ENGRANAJES HELICOIDALES**  
**HELICAL GEARBOXES**

<b>Архангельск (8182)63-90-72</b>	<b>Калининград (4012)72-03-81</b>	<b>Нижний Новгород (831)429-08-12</b>	<b>Смоленск (4812)29-41-54</b>
<b>Астана (7172)727-132</b>	<b>Калуга (4842)92-23-67</b>	<b>Новокузнецк (3843)20-46-81</b>	<b>Сочи (862)225-72-31</b>
<b>Белгород (4722)40-23-64</b>	<b>Кемерово (3842)65-04-62</b>	<b>Новосибирск (383)227-86-73</b>	<b>Ставрополь (8652)20-65-13</b>
<b>Брянск (4832)59-03-52</b>	<b>Киров (8332)68-02-04</b>	<b>Орел (4862)44-53-42</b>	<b>Тверь (4822)63-31-35</b>
<b>Владивосток (423)249-28-31</b>	<b>Краснодар (861)203-40-90</b>	<b>Оренбург (3532)37-68-04</b>	<b>Томск (3822)98-41-53</b>
<b>Волгоград (844)278-03-48</b>	<b>Красноярск (391)204-63-61</b>	<b>Пенза (8412)22-31-16</b>	<b>Тула (4872)74-02-29</b>
<b>Вологда (8172)26-41-59</b>	<b>Курск (4712)77-13-04</b>	<b>Пермь (342)205-81-47</b>	<b>Тюмень (3452)66-21-18</b>
<b>Воронеж (473)204-51-73</b>	<b>Липецк (4742)52-20-81</b>	<b>Ростов-на-Дону (863)308-18-15</b>	<b>Ульяновск (8422)24-23-59</b>
<b>Екатеринбург (343)384-55-89</b>	<b>Магнитогорск (3519)55-03-13</b>	<b>Рязань (4912)46-61-64</b>	<b>Уфа (347)229-48-12</b>
<b>Иваново (4932)77-34-06</b>	<b>Москва (495)268-04-70</b>	<b>Самара (846)206-03-16</b>	<b>Челябинск (351)202-03-61</b>
<b>Ижевск (3412)26-03-58</b>	<b>Мурманск (8152)59-64-93</b>	<b>Санкт-Петербург (812)309-46-40</b>	<b>Череповец (8202)49-02-64</b>
<b>Казань (843)206-01-48</b>	<b>Набережные Челны (8552)20-53-41</b>	<b>Саратов (845)249-38-78</b>	<b>Ярославль (4852)69-52-93</b>

Единый адрес для всех регионов: [ton@nt-rt.ru](mailto:ton@nt-rt.ru) || [www.transtecno.nt-rt.ru](http://www.transtecno.nt-rt.ru)